


4448 m.

AIRASIA AUSTRALIAN GRAND PRIX**Warm Up****Classification****13**

	<i>Rider</i>	<i>Nation</i>	<i>Team</i>	<i>Motorcycle</i>	<i>Time</i>	<i>Lap</i>	<i>Total</i>	<i>Gap</i>	<i>Top Speed</i>
1	94 Jonas FOLGER	GER	Mapfre Aspar Team Moto3	KALEX KTM	1'38.592	10	11		228.8
2	44 Miguel OLIVEIRA	POR	Estrella Galicia 0,0	SUTER HONDA	1'38.763	8	8	0.171 0.171	227.2
3	25 Maverick VIÑALES	SPA	Blusens Avintia	FTR HONDA	1'38.804	5	11	0.212 0.041	229.1
4	52 Danny KENT	GBR	Red Bull KTM Ajo	KTM	1'38.858	5	10	0.266 0.054	231.9
5	63 Zulfahmi KHAIRUDDIN	MAL	AirAsia-Sic-Ajo	KTM	1'38.881	4	9	0.289 0.023	237.2
6	39 Luis SALOM	SPA	RW Racing GP	KALEX KTM	1'38.977	10	11	0.385 0.096	227.7
7	11 Sandro CORTESE	GER	Red Bull KTM Ajo	KTM	1'39.186	8	10	0.594 0.209	227.0
8	7 Efren VAZQUEZ	SPA	JHK t-shirt Laglisse	FTR HONDA	1'39.211	12	12	0.619 0.025	229.3
9	23 Alberto MONCAYO	SPA	Andalucia JHK t-shirt Laglisse	FTR HONDA	1'39.461	8	11	0.869 0.250	229.3
10	84 Jakub KORNFEL	CZE	Redox-Ongetta-Centro Seta	FTR HONDA	1'39.558	7	10	0.966 0.097	228.3
11	31 Niklas AJO	FIN	TT Motion Events Racing	KTM	1'39.585	10	10	0.993 0.027	226.9
12	5 Romano FENATI	ITA	Team Italia FMI	FTR HONDA	1'39.706	5	11	1.114 0.121	226.6
13	32 Isaac VIÑALES	SPA	Ongetta-Centro Seta	FTR HONDA	1'39.805	5	11	1.213 0.099	223.1
14	42 Alex RINS	SPA	Estrella Galicia 0,0	SUTER HONDA	1'39.811	8	12	1.219 0.006	228.7
15	26 Adrian MARTIN	SPA	JHK t-shirt Laglisse	FTR HONDA	1'39.915	12	12	1.323 0.104	229.4
16	61 Arthur SISSIS	AUS	Red Bull KTM Ajo	KTM	1'39.919	8	11	1.327 0.004	233.6
17	19 Alessandro TONUCCI	ITA	Team Italia FMI	FTR HONDA	1'40.119	5	12	1.527 0.200	233.8
18	8 Jack MILLER	AUS	Caretta Technology	HONDA	1'40.347	5	12	1.755 0.228	231.0
19	41 Brad BINDER	RSA	RW Racing GP	KALEX KTM	1'40.409	7	11	1.817 0.062	223.3
20	96 Louis ROSSI	FRA	Racing Team Germany	FTR HONDA	1'40.457	5	11	1.865 0.048	225.8
21	12 Alex MARQUEZ	SPA	Ambrogio Next Racing	SUTER HONDA	1'40.462	5	12	1.870 0.005	227.7
22	17 John McPHEE	GBR	Caretta Technology	KRP HONDA	1'40.817	3	5	2.225 0.355	225.1
23	89 Alan TECHER	FRA	Technomag-CIP-TSR	TSR HONDA	1'40.857	10	10	2.265 0.040	226.3
24	29 Luca AMATO	GER	Mapfre Aspar Team Moto3	KALEX KTM	1'41.393	5	10	2.801 0.536	230.2
25	30 Giulian PEDONE	SWI	Ambrogio Next Racing	SUTER HONDA	1'41.476	5	5	2.884 0.083	221.7
26	80 Armando PONTONE	ITA	Ioda Team Italia	IODA	1'41.494	8	9	2.902 0.018	220.2
27	9 Toni FINSTERBUSCH	GER	Racing Team Germany	HONDA	1'41.536	12	12	2.944 0.042	224.5
28	51 Kenta FUJII	JPN	Technomag-CIP-TSR	TSR HONDA	1'42.427	12	12	3.835 0.891	229.4
29	75 Lincoln GILDING	AUS	K1 Racing	HONDA	1'43.095	8	11	4.503 0.668	227.6
30	36 Sam CLARKE	GBR	Fastline GP Racing	HONDA	1'47.744	5	5	9.152 4.649	200.2
Not Classified									
	20 Riccardo MORETTI	ITA	Mahindra Racing	MAHINDRA					
	27 Niccolò ANTONELLI	ITA	San Carlo Gresini Moto3	FTR HONDA					
	28 Josep RODRIGUEZ	SPA	Moto FGR	FGR HONDA					
	99 Danny WEBB	GBR	Mahindra Racing	MAHINDRA					

Practice conditionDry

Air: 12°

Humidity: 73%

Ground: 26°

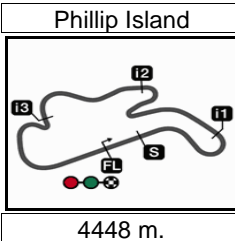
Fastest Lap:	Lap: 10	Jonas FOLGER	1'38.592	162.414 Km/h
Circuit Record Lap:		New category		
Circuit Best Lap:	2012	Sandro CORTESE	1'38.334	162.840 Km/h

The results are provisional until the end of the limit for protest and appeals.

Time limit for protest expires 60' after publication of the results - Mr. Time:

These data/results cannot be reproduced, stored and/or transmitted in whole or in part by any manner of electronic, mechanical, photocopying, recording, broadcasting or otherwise now known or herein after developed without the previous express consent by the copyright owner, except for reproduction in daily press and regular printed publications on sale to the public within 60 days of the event related to those data/results and always provided that copyright symbol appears together as follows below.

© DORNA, 2012

**AIRASIA AUSTRALIAN GRAND PRIX****Warm Up****Top Speed & Average****14**

<i>Rider</i>	<i>Nation</i>	<i>Motorcycle</i>	<i>Top 5 speeds</i>					<i>Average</i>	<i>Top</i>
63 Zulfahmi KHAIRUDDIN	MAL	KTM	237.2	235.6	232.4	232.4	231.4	233.8	237.2
19 Alessandro TONUCCI	ITA	FTR HONDA	233.8	231.0	228.4	228.2	226.8	229.7	233.8
61 Arthur SISIS	AUS	KTM	233.6	231.8	231.7	230.6	229.2	231.4	233.6
52 Danny KENT	GBR	KTM	231.9	230.6	230.1	227.9	226.3	229.3	231.9
8 Jack MILLER	AUS	HONDA	231.0	224.9	224.4	224.3	223.7	225.7	231.0
29 Luca AMATO	GER	KALEX KTM	230.2	227.1	226.0	225.4	223.8	226.5	230.2
26 Adrian MARTIN	SPA	FTR HONDA	229.4	229.2	229.0	228.8	226.1	228.5	229.4
51 Kenta FUJII	JPN	TSR HONDA	229.4	224.3	221.7	221.6	220.8	223.6	229.4
23 Alberto MONCAYO	SPA	FTR HONDA	229.3	227.1	227.1	225.8	225.2	226.9	229.3
7 Efren VAZQUEZ	SPA	FTR HONDA	229.3	229.0	227.5	226.2	222.6	226.9	229.3
25 Maverick VIÑALES	SPA	FTR HONDA	229.1	227.3	226.6	224.7	223.8	226.3	229.1
94 Jonas FOLGER	GER	KALEX KTM	228.8	227.5	224.3	224.2	223.9	225.7	228.8
42 Alex RINS	SPA	SUTER HONDA	228.7	227.3	226.3	225.6	224.6	226.5	228.7
84 Jakub KORNFEIL	CZE	FTR HONDA	228.3	221.3	220.2	219.9	219.4	221.4	228.3
12 Alex MARQUEZ	SPA	SUTER HONDA	227.7	227.0	226.2	223.2	219.4	224.7	227.7
39 Luis SALOM	SPA	KALEX KTM	227.7	226.4	226.3	226.0	225.0	226.3	227.7
75 Lincoln GILDING	AUS	HONDA	227.6	224.2	220.4	215.4	213.9	220.3	227.6
44 Miguel OLIVEIRA	POR	SUTER HONDA	227.2	225.3	224.0	222.2	221.7	224.1	227.2
11 Sandro CORTESE	GER	KTM	227.0	226.8	226.7	226.6	226.5	226.7	227.0
31 Niklas AJO	FIN	KTM	226.9	226.5	226.5	223.7	223.1	225.3	226.9
5 Romano FENATI	ITA	FTR HONDA	226.6	225.4	224.7	223.8	222.5	224.6	226.6
89 Alan TECHER	FRA	TSR HONDA	226.3	225.7	222.4	219.1	216.8	222.0	226.3
96 Louis ROSSI	FRA	FTR HONDA	225.8	224.6	223.0	221.9	221.8	223.4	225.8
17 John McPHEE	GBR	KRP HONDA	225.1	223.7	218.9	218.4		221.5	225.1
9 Toni FINSTERBUSCH	GER	HONDA	224.5	222.6	220.8	220.0	219.7	221.5	224.5
41 Brad BINDER	RSA	KALEX KTM	223.3	222.3	221.8	221.5	221.1	222.0	223.3
32 Isaac VIÑALES	SPA	FTR HONDA	223.1	221.4	221.3	220.3	218.9	221.0	223.1
30 Giulian PEDONE	SWI	SUTER HONDA	221.7	216.1	215.4	213.6	212.8	215.9	221.7
80 Armando PONTONE	ITA	IODA	220.2	217.9	215.8	213.5	213.3	216.2	220.2
36 Sam CLARKE	GBR	HONDA	200.2	198.5	197.4	195.5	195.2	197.4	200.2

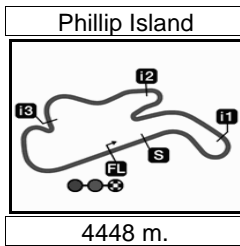
These data/results cannot be reproduced, stored and/or transmitted in whole or in part by any manner of electronic, mechanical, photocopying, recording, broadcasting or otherwise now known or herein after developed without the previous express consent by the copyright owner, except for reproduction in daily press and regular printed publications on sale to the public within 60 days of the event related to those data/results and always provided that copyright symbol appears together as follows below.

© DORNA, 2012

Official MotoGP Timing by **TISSOT**
www.motogp.com



Phillip Island, Sunday, October 28, 2012



AIRASIA AUSTRALIAN GRAND PRIX

Warm Up

Chronological Analysis of Performances

15

P Crossing the finish line in pit lane		T1 Time from finish line to 1st intermediate				T2 Time from 1st intermed. to 2nd intermed.				T3 Time from 2nd intermed. to 3rd intermed.				T4 Time from 3rd intermediate to finish line			
Lap	Lap Time	T1	T2	T3	T4	Speed	Lap	Lap Time	T1	T2	T3	T4	Speed				
1st	94	Jonas FOLGER Mapfre Aspar Team M GER				10	1'52.632	33.185	30.203	19.968	29.276						
		Runs=1	Total laps=11	Full laps=10													
1	2'39.649	1'17.866	29.789	19.543	32.451												
2	1'39.817	24.539	28.832	18.851	27.595	222.6											
3	1'38.912	24.052	28.677	18.771	27.412	224.2											
4	1'39.158	23.904	28.800	18.811	27.643	223.9											
5	1'43.991	28.605	29.090	18.734	27.562	202.1											
6	1'58.833	23.977	28.634	22.451	43.771	224.3											
7	1'39.303	24.120	28.535	18.875	27.773	223.6											
8	1'55.825	27.833	35.136	23.882	28.974	215.1											
9	1'41.181	23.977	28.853	18.803	29.548	223.8											
10	1'38.592	23.765	28.627	18.775	27.425	228.8											
11	1'46.325	28.836	30.702	19.047	27.740	227.5											
5th	63	Zulfahmi KHAIRUD AirAsia-Sic-Ajo MAL				10	1'52.632	33.185	30.203	19.968	29.276						
		Runs=2	Total laps=9	Full laps=6													
1	2'55.209	1'36.772	30.017	19.557	28.863												
2	1'40.412	24.555	28.974	19.112	27.771	231.3											
3	1'39.729	23.919	29.071	19.088	27.651	232.4											
4	1'38.881	23.954	28.717	18.882	27.328	232.4											
5	6'16.397 P	24.783	29.978	19.552	5'02.084	230.1											
6	1'56.990	38.474	30.663	19.591	28.262												
7	1'40.035	24.211	29.063	18.800	27.961	231.4											
8	1'39.578	23.859	28.726	18.975	28.018	235.6											
9	1'39.349	23.762	28.830	19.248	27.509	237.2											
2nd	44	Miguel OLIVEIRA Estrella Galicia 0,0 POR				10	1'52.632	33.185	30.203	19.968	29.276						
		Runs=2	Total laps=9	Full laps=5													
1	2'30.101	1'03.613	33.182	23.223	30.083												
2	1'41.050	24.313	29.194	19.206	28.337	222.2											
3	1'40.113	24.109	29.031	19.190	27.783	224.0											
4	5'34.371 P	24.005	1'12.432	21.247	3'36.687	225.3											
5	1'50.790	32.986	30.122	19.439	28.243												
6	1'40.617	24.370	29.153	19.092	28.002	216.8											
7	1'39.492	23.976	28.756	19.052	27.708	220.6											
8	1'38.763	24.046	28.712	18.718	27.287	221.7											
PIT		24.126	28.963	19.104	227.2												
6th	39	Luis SALOM RW Racing GP SPA				10	1'52.632	33.185	30.203	19.968	29.276						
		Runs=1	Total laps=11	Full laps=10													
1	2'28.125	1'01.645	35.144	21.508	29.828												
2	1'47.591	24.804	29.594	19.151	34.042	220.5											
3	1'40.188	24.274	29.177	18.785	27.952	222.4											
4	1'44.566	24.579	32.577	19.307	28.103	225.0											
5	1'39.666	24.211	29.095	18.743	27.617	225.0											
6	2'00.289	24.726	29.153	19.862	46.548	226.4											
7	1'42.880	24.152	30.378	20.339	28.011	224.7											
8	1'52.148	23.985	34.366	24.527	29.270	226.3											
9	1'41.831	24.109	29.040	18.896	29.786	220.1											
10	1'38.977	23.895	28.768	18.684	27.630	226.0											
11	1'45.991	26.663	32.477	19.165	27.686	227.7											
3rd	25	Maverick VIÑALES Blusens Avintia SPA				10	1'52.632	33.185	30.203	19.968	29.276						
		Runs=1	Total laps=11	Full laps=10													
1	2'33.719	1'02.189	36.309	22.205	33.016												
2	1'39.918	24.303	28.921	19.038	27.656	227.3											
3	1'39.067	24.144	28.606	18.874	27.443	222.7											
4	1'46.356	23.827	32.574	22.147	27.808	226.6											
5	1'38.804	23.930	28.728	18.885	27.261	224.7											
6	2'01.454	23.693	33.294	20.991	43.476	229.1											
7	1'42.987	24.063	31.022	20.251	27.651	220.2											
8	1'40.412	23.975	28.963	19.065	28.409	223.8											
9	1'53.353	24.234	34.963	25.923	28.233	221.6											
10	1'39.120	23.928	28.672	18.912	27.608	222.2											
11	1'45.427	26.921	29.546	20.571	28.389	223.1											
7th	11	Sandro CORTESE Red Bull KTM Ajo GER				10	1'52.632	33.185	30.203	19.968	29.276						
		Runs=2	Total laps=10	Full laps=7													
1	2'49.478	1'30.421	30.465	19.862	28.730												
2	1'40.649	24.231	29.159	19.266	27.993	225.5											
3	1'39.394	23.820	28.847	18.991	27.736	226.6											
4	4'21.847 P	24.435	30.302	19.882	3'07.228	226.7											
5	1'52.405	34.546	30.099	19.637	28.123												
6	1'39.254	24.033	28.740	18.932	27.549	226.4											
7	1'39.319	24.033	28.715	18.876	27.695	226.8											
8	1'39.186	23.741	28.748	18.930	27.767	227.0											
9	1'39.289	23.758	28.774	18.820	27.937	226.5											
10	1'39.620	24.064	28.694	18.980	27.882	224.0											
4th	52	Danny KENT Red Bull KTM Ajo GBR				10	1'52.632	33.185	30.203	19.968	29.276						
		Runs=2	Total laps=10	Full laps=7													
1	2'36.719	1'08.077	35.106	21.916	31.620												
2	1'45.353	26.434	31.729	19.142	28.048	222.8											
3	1'39.925	24.132	29.013	18.966	27.814	227.9											
4	1'39.661	24.010	29.054	18.900	27.697	226.3											
5	1'38.858	23.797	28.838	18.765	27.458	230.1											
6	1'39.246	24.004	28.784	18.743	27.715	231.9											
7	1'49.175	23.618	28.875	18.872	37.810	230.6											
8	1'42.208	25.408	29.092	19.424	28.284	203.5											
9	3'51.308 P	25.535	30.923	19.871	2'34.979	216.9											
8th	7	Efren VAZQUEZ JHK t-shirt Laglisse SPA				10	1'52.632	33.185	30.203	19.968	29.276						
		Runs=1	Total laps=12	Full laps=11													
1	2'36.506	1'02.776	34.514	24.480	34.736												
2	1'41.325	24.674	29.651	19.151	27.849	218.4											
3	1'39.791	24.104	29.082	18.923	27.682	222.1											
4	1'40.004	23.982	29.269	19.045	27.708	222.6											
5	1'40.104	24.179	29.299	18.882	27.744	221.8											
6	1'39.653	24.131	28.959	18.887	27.676	221.1											
7	1'45.085	25.777	29.634	18.860	30.814	221.8											
8	1'39.305	23.939	29.020	18.822	27.524	227.5											
9	1'40.230	23.910	29.230	18.996	28.094	226.2											

Fastest Lap: Jonas FOLGER Mapfre Aspar Team M GER **1'38.592** 23.765 28.627 18.775 27.425

These data/results cannot be reproduced, stored and/or transmitted in whole or in part by any manner of electronic, mechanical, photocopying, recording, broadcasting or otherwise now known or herein after developed without the previous express consent by the copyright owner, except for reproduction in daily press and regular printed publications on sale to the public within 60 days of the event related to those data/results and always provided that copyright symbol appears together as follows below.
© DORNA, 2012



Warm Up

Lap	Lap Time	T1	T2	T3	T4	Speed
10	1'45.536	26.498	31.068	19.616	28.354	216.7
11	1'40.057	24.148	28.958	18.826	28.125	229.0
12	1'39.211	23.881	28.987	18.936	27.407	229.3

9th 23 **Alberto MONCAYO** Andalucía JHK t-shirt SPA
Runs=1 Total laps=11 Full laps=10

1	2'19.044	59.612	31.217	19.708	28.507	
2	1'41.127	24.477	29.644	19.159	27.847	221.6
3	1'40.098	24.102	29.211	19.002	27.783	225.2
4	1'40.277	24.144	29.227	19.038	27.868	224.0
5	1'39.918	24.116	29.130	18.972	27.700	224.4
6	2'20.891	32.755	41.802	22.180	44.154	223.5
7	1'43.000	24.308	29.174	19.123	30.395	227.1
8	1'39.461	23.980	28.983	18.919	27.579	225.8
9	1'54.068	24.270	33.995	24.356	31.447	229.3
10	1'39.758	24.034	29.064	18.964	27.696	224.2
11	1'44.255	26.218	31.198	19.205	27.634	227.1

10th 84 **Jakub KORNFEIL** Redox-Ongetta-Centro CZE
Runs=2 Total laps=10 Full laps=7

1	2'01.727	42.916	31.111	19.632	28.068	
2	1'41.169	24.374	29.710	19.220	27.865	228.3
3	1'40.671	24.486	29.339	19.007	27.839	221.3
4	1'40.190	24.402	29.148	18.962	27.678	219.4
5	1'40.156	24.224	29.214	19.007	27.711	219.9
6	1'39.704	24.270	28.963	18.867	27.604	218.0
7	1'39.558	24.087	29.018	18.847	27.606	219.4
8	4'32.824 P	24.165	30.369	20.133	3'18.157	220.2
9	1'52.989	33.380	31.095	19.718	28.796	
10	1'40.601	24.451	29.237	18.993	27.920	216.1

11th 31 **Niklas AJO** TT Motion Events Rac FIN
Runs=2 Total laps=10 Full laps=7

1	1'59.579	41.554	30.106	19.755	28.164	
2	1'40.218	24.195	29.486	19.032	27.505	226.5
3	1'40.039	24.114	29.120	19.040	27.765	226.9
4	1'40.410	24.177	29.309	19.062	27.862	222.7
5	1'40.108	24.144	29.268	19.015	27.681	223.7
6	5'01.486 P	24.911	30.002	19.174	3'47.399	222.8
7	1'58.983	36.491	32.795	21.155	28.542	
8	1'39.957	24.035	29.181	18.983	27.758	223.1
9	1'40.157	23.969	29.093	18.931	28.164	223.1
10	1'39.585	24.059	28.790	18.986	27.750	226.5

12th 5 **Romano FENATI** Team Italia FMI ITA
Runs=2 Total laps=11 Full laps=8

1	2'01.612	40.436	31.389	21.571	28.216	
2	1'40.752	24.383	29.481	18.970	27.918	224.7
3	1'39.969	24.252	29.067	18.840	27.810	222.5
4	1'39.899	24.193	29.007	18.993	27.706	226.6
5	1'39.706	24.005	28.830	19.158	27.713	225.4
6	1'40.310	24.134	29.043	19.125	28.008	223.8
7	1'40.399	24.347	29.027	19.120	27.905	220.5
8	1'40.531	24.326	29.118	19.142	27.945	221.3
9	3'28.774 P	26.369	30.414	20.774	2'11.217	212.1
10	1'52.851	36.372	29.257	19.204	28.018	
11	1'40.371	24.243	29.028	19.081	28.019	222.2

13th 32 **Isaac VIÑALES** Ongetta-Centro Seta SPA
Runs=1 Total laps=11 Full laps=10

1	2'33.484	1'02.170	35.857	22.403	33.054	
2	1'40.631	24.783	29.235	19.006	27.607	216.3
3	1'39.961	24.323	28.990	19.020	27.628	221.4

Moto3

Lap	Lap Time	T1	T2	T3	T4	Speed
4	1'45.224	24.428	30.190	22.946	27.660	220.3
5	1'39.805	24.239	28.932	18.999	27.635	223.1
6	2'00.766	24.325	31.844	20.434	44.163	221.3
7	1'40.866	24.516	29.269	19.085	27.996	216.4
8	1'42.620	25.989	29.513	19.140	27.978	216.7
9	1'50.604	24.594	33.159	24.429	28.422	218.9
10	1'41.275	24.711	29.295	19.221	28.048	216.1
11	1'45.492	24.760	29.124	22.032	29.576	217.5

14th 42 **Alex RINS** Estrella Galicia 0,0 SPA
Runs=1 Total laps=12 Full laps=11

1	2'28.680	57.169	39.428	21.785	30.298	
2	1'41.987	25.028	29.787	19.104	28.068	217.0
3	1'40.818	24.427	29.315	19.304	27.772	224.3
4	1'41.957	24.278	29.300	19.470	28.909	228.7
5	1'40.089	24.098	29.191	19.051	27.749	227.3
6	1'47.084	24.338	34.570	20.527	27.649	225.6
7	1'40.044	23.887	29.030	19.101	28.026	224.5
8	1'39.811	24.152	28.949	19.047	27.663	218.2
9	1'42.587	25.753	29.171	19.547	28.116	226.3
10	1'42.042	24.907	29.448	19.519	28.168	
11	1'40.222	24.018	29.055	19.131	28.018	224.6
12	1'40.345	24.295	28.906	19.180	27.964	223.7

15th 26 **Adrian MARTIN** JHK t-shirt Laglisse SPA
Runs=1 Total laps=12 Full laps=11

1	2'29.173	59.681	33.562	24.101	31.829	
2	1'42.229	24.681	29.558	19.644	28.346	228.8
3	1'40.690	24.070	29.111	19.323	28.186	226.1
4	1'41.125	24.122	29.249	19.308	28.446	226.1
5	1'40.915	24.447	29.242	19.203	28.023	219.4
6	1'47.180	25.989	31.599	21.360	28.232	217.2
7	1'41.062	24.282	29.116	19.242	28.422	223.3
8	1'40.311	24.367	29.029	19.106	27.809	223.3
9	1'40.449	24.152	28.799	19.430	28.068	229.4
10	1'44.539	24.646	31.784	19.781	28.328	223.7
11	1'40.213	24.106	28.984	18.981	28.142	229.2
12	1'39.915	23.954	29.075	19.010	27.876	229.0

16th 61 **Arthur SISIS** Red Bull KTM Ajo AUS
Runs=1 Total laps=11 Full laps=10

1	2'29.040	1'02.331	34.168	21.024	31.517	
2	1'40.870	24.323	29.442	19.087	28.018	233.6
3	1'40.661	24.287	29.376	19.051	27.947	225.6
4	1'52.764	30.777	34.971	19.113	27.903	225.6
5	1'39.977	24.074	29.113	18.963	27.827	230.6
6	1'54.288	24.178	30.607	20.238	39.265	229.2
7	1'46.065	24.532	33.326	19.796	28.411	223.8
8	1'39.919	24.097	29.150	18.929	27.743	231.7
9	1'40.174	24.042	29.061	19.070	28.001	231.8
10	2'38.236			21.025	31.524	226.5
11	1'40.956	24.363	29.157	19.286	28.150	228.4

17th 19 **Alessandro TONUĆ** Team Italia FMI ITA
Runs=1 Total laps=12 Full laps=11

1	2'02.015	43.038	31.125	19.725	28.127	
2	1'41.414	24.305	29.650	19.376	28.083	231.0
3	1'52.688	24.125	40.089	19.892	28.582	228.4
4	1'45.760	29.669	29.322	18.963	27.806	171.3
5	1'40.119	23.959	29.133	19.101	27.926	228.2
6	1'53.472	24.086	36.377	23.796	29.213	225.1
7	1'40.473	23.977	29.119	19.159	28.218	226.2
8	1'45.308	24.207	34.078	19.113	27.910	222.4

Fastest Lap: Jonas FOLGER Mapfre Aspar Team M GER **1'38.592** 23.765 28.627 18.775 27.425

These data/results cannot be reproduced, stored and/or transmitted in whole or in part by any manner of electronic, mechanical, photocopying, recording, broadcasting or otherwise now known or herein after developed without the previous express consent by the copyright owner, except for reproduction in daily press and regular printed publications on sale to the public within 60 days of the event related to those data/results and always provided that copyright symbol appears together as follows below.
© DORNA, 2012



Warm Up

Moto3

Lap	Lap Time	T1	T2	T3	T4	Speed	Lap	Lap Time	T1	T2	T3	T4	Speed
9	1'42.163	25.579	29.289	19.374	27.921	226.8	12	1'40.880	24.317	29.097	19.509	27.957	226.2
10	1'41.191	24.431	29.312	19.433	28.015	233.8	22nd 17 John McPHEE Caretta Technology GBR						
11	1'40.678	24.136	29.195	19.196	28.151	222.7	Runs=2 Total laps=6 Full laps=4						
12	1'40.672	24.187	29.480	19.138	27.867	224.7	1	2'02.339	37.970	36.328	19.848	28.193	
18th 8 Jack MILLER Caretta Technology AUS							2	1'41.277	24.495	29.315	19.457	28.010	223.7
Runs=1 Total laps=12 Full laps=11							3	1'40.817	24.469	29.162	19.187	27.999	225.1
1	2'00.305	40.897	30.757	20.201	28.450		4	1'40.886	24.404	29.034	19.235	28.213	218.4
2	1'42.105	24.627	29.540	19.419	28.519	221.4	5	7'47.151 P	24.623	29.430	19.591	6'33.507	218.9
3	1'53.657	24.643	32.469	26.604	29.941	219.8	unfinished 36.821 48.818 25.666						
4	1'45.714	28.725	29.553	19.211	28.225	216.6	23rd 89 Alan TECHER Technomag-CIP-TSR FRA						
5	1'40.347	24.337	29.044	19.106	27.860	219.6	Runs=2 Total laps=10 Full laps=7						
6	1'55.596	24.211	32.123	29.892	29.370	224.9	1	2'03.400	44.240	30.822	19.802	28.536	
7	1'44.295	24.408	30.861	18.999	30.027	224.4	2	4'50.218 P	24.785	29.768	19.568	3'36.097	226.3
8	1'40.551	24.548	29.083	19.014	27.906	222.4	3	1'54.134	36.229	29.883	19.485	28.537	
9	1'41.498	24.472	29.421	19.444	28.161	224.3	4	1'42.378	24.928	29.558	19.557	28.335	219.1
10	1'41.426	24.433	29.561	19.279	28.153	231.0	5	1'42.756	24.764	29.612	19.621	28.759	216.8
11	1'40.515	24.232	28.888	19.156	28.239	223.7	6	2'06.094	33.880	35.475	27.921	28.818	210.7
12	1'40.711	24.399	29.017	19.269	28.026	221.1	7	1'44.052	24.852	30.560	20.232	28.408	215.5
19th 41 Brad BINDER RW Racing GP RSA							8	1'42.835	25.411	29.894	19.407	28.123	215.3
Runs=1 Total laps=12 Full laps=10							9	1'41.091	24.339	29.171	19.297	28.284	225.7
1	1'57.307	38.567	30.476	19.769	28.495		10	1'40.857	24.412	29.359	19.161	27.925	222.4
2	1'42.460	24.902	29.480	19.560	28.518	219.8	24th 29 Luca AMATO Mapfre Aspar Team M GER						
3	1'40.822	24.538	29.321	19.135	27.828	219.3	Runs=1 Total laps=11 Full laps=9						
4	1'40.713	24.401	29.123	19.160	28.029	219.3	1	2'06.192	45.857	31.216	20.115	29.004	
5	1'40.654	24.404	29.209	19.137	27.904	221.1	2	1'43.201	24.978	30.004	19.579	28.640	226.0
6	1'40.773	24.525	29.125	19.152	27.971	221.8	3	1'41.612	24.631	29.512	19.360	28.109	225.4
7	1'40.409	24.297	29.063	19.070	27.979	222.3	4	1'43.356	24.639	30.290	19.801	28.626	230.2
8	1'40.526	24.086	29.234	19.175	28.031	223.3	5	1'41.393	24.523	29.351	19.275	28.244	227.1
9	1'46.272	25.242	31.548	20.810	28.672	221.5	6	1'41.608	24.547	29.510	19.258	28.293	223.8
10	1'41.669	24.649	29.459	19.262	28.299	216.1	7	1'42.842	24.645	29.606	19.829	28.762	223.1
11	1'54.665	25.668	35.007	25.133	28.857	210.2	8	1'42.024	24.727	29.635	19.293	28.369	222.2
PIT 24.428 30.750 20.336 219.4							9	1'41.956	24.729	29.574	19.251	28.402	221.6
20th 96 Louis ROSSI Racing Team German FRA							10	1'42.418	24.600	29.419	19.472	28.927	223.6
Runs=1 Total laps=12 Full laps=10							PIT 25.784 31.993 20.423 222.0						
1	2'28.766	1'02.528	33.594	20.449	32.195		25th 30 Giulian PEDONE Ambrogio Next Racing SWI						
2	1'41.875	24.448	30.123	19.077	28.227	223.0	Runs=1 Total laps=6 Full laps=4						
3	1'41.218	24.289	29.274	19.204	28.451	224.6	1	1'55.945	35.152	30.928	20.526	29.339	
4	1'40.990	24.139	29.271	19.318	28.262	225.8	2	1'43.880	25.170	30.134	19.824	28.752	212.8
5	1'40.457	24.318	29.282	18.968	27.889	219.5	3	1'41.942	24.719	29.531	19.553	28.139	213.6
6	1'45.571	27.875	30.492	19.085	28.119	218.6	4	1'42.050	24.636	29.508	19.396	28.510	216.1
7	1'50.208	24.310	36.233	19.193	30.472	221.9	5	1'41.476	24.454	29.282	19.378	28.362	221.7
8	1'40.580	24.186	29.286	18.975	28.133	221.4	PIT 28.710 36.136 22.436 215.4						
9	1'40.480	24.158	29.129	18.935	28.258	219.0	26th 80 Armando PONTONE Ioda Team Italia ITA						
10	1'49.447	24.175	36.841	19.569	28.862	221.8	Runs=2 Total laps=9 Full laps=6						
11	1'41.146	24.419	29.129	19.087	28.511	218.1	1	2'07.896	47.549	31.111	19.786	29.450	
PIT 25.044 45.162 39.238 217.6							2	1'52.132	26.244	31.185	19.819	34.884	213.5
21st 12 Alex MARQUEZ Ambrogio Next Racing SPA							3	6'31.523 P	25.034	29.795	19.461	5'17.233	209.6
Runs=1 Total laps=12 Full laps=11							4	1'52.912	33.547	30.727	19.987	28.651	
1	2'28.694	50.191	41.798	22.287	34.418		5	1'55.187	24.791	36.213	25.415	28.768	213.3
2	1'41.648	24.923	29.439	19.099	28.187	216.9	6	1'42.520	24.882	29.657	19.347	28.634	213.3
3	1'40.803	24.386	29.228	19.267	27.922	219.3	7	1'57.591	24.769	44.431	19.553	28.838	217.9
4	1'42.515	24.294	29.455	19.337	29.429	217.8	8	1'41.494	24.504	29.451	19.165	28.374	220.2
5	1'40.462	24.098	29.577	18.942	27.845	227.7	9	2'00.962	24.644	42.208	25.402	28.708	215.8
6	1'41.177	24.362	29.302	19.221	28.292	218.8	27th 9 Toni FINSTERBUSC Racing Team German GER						
7	1'45.974	27.877	30.210	18.998	28.889	214.2	Runs=1 Total laps=12 Full laps=11						
8	1'40.488	24.267	29.202	19.098	27.921	219.4	1	2'00.292	38.153	32.882	20.384	28.873	
9	1'41.429	24.130	29.322	19.989	27.988	223.2	2	1'43.184	25.278	30.167	19.239	28.500	217.7
10	1'41.475	24.364	29.476	19.352	28.283	227.0							
11	1'40.737	24.377	29.389	19.048	27.923	218.1							

Fastest Lap: Jonas FOLGER Mapfre Aspar Team M GER 1'38.592 23.765 28.627 18.775 27.425

These data/results cannot be reproduced, stored and/or transmitted in whole or in part by any manner of electronic, mechanical, photocopying, recording, broadcasting or otherwise now known or herein after developed without the previous express consent by the copyright owner, except for reproduction in daily press and regular printed publications on sale to the public within 60 days of the event related to those data/results and always provided that copyright symbol appears together as follows below.
© DORNA, 2012



Warm Up

Moto3

Lap	Lap Time	T1	T2	T3	T4	Speed	Lap	Lap Time	T1	T2	T3	T4	Speed
3	1'44.287	24.871	29.563	19.505	30.348	222.6							
4	1'47.326	25.616	31.833	21.094	28.783	213.6							
5	1'43.981	24.835	30.201	19.681	29.264	219.7							
6	1'42.974	24.878	30.057	19.538	28.501	218.9							
7	1'43.649	24.876	30.284	19.618	28.871	220.8							
8	1'54.439	24.766	30.700	29.703	29.270	218.9							
9	1'42.926	24.837	29.922	19.892	28.275	217.1							
10	1'42.418	25.090	29.608	19.312	28.408	216.6							
11	1'42.139	24.569	29.705	19.279	28.586	220.0							
12	1'41.536	24.440	29.453	19.346	28.297	224.5							

28th 51 Kenta FUJII Technomag-CIP-TSR JPN
Runs=1 Total laps=12 Full laps=11

1	2'03.335	43.535	31.188	19.950	28.662								
2	1'43.659	25.148	29.993	19.582	28.936	224.3							
3	1'43.281	24.907	30.043	19.699	28.632	221.7							
4	1'44.906	24.946	31.234	20.069	28.657	219.7							
5	1'43.825	25.159	29.961	19.795	28.910	218.3							
6	1'42.895	24.776	29.869	19.625	28.625	218.9							
7	1'43.038	24.814	30.102	19.574	28.548	218.9							
8	1'45.870	24.913	30.888	21.111	28.958	221.6							
9	1'53.176	27.044	36.937	20.672	28.523	214.2							
10	1'43.378	24.862	30.469	19.588	28.459	229.4							
11	1'42.705	24.927	29.781	19.447	28.550	220.8							
12	1'42.427	24.650	29.732	19.536	28.509	220.7							

29th 75 Lincoln GILDING K1 Racing AUS
Runs=2 Total laps=11 Full laps=8

1	2'03.496	43.842	30.993	19.985	28.676								
2	1'43.655	25.165	30.099	19.473	28.918	227.6							
3	1'43.400	24.867	30.069	19.706	28.758	224.2							
4	1'43.701	24.845	30.003	20.105	28.748	220.4							
5	2'29.607	25.209	59.406	20.085	44.907	213.9							
6	3'02.915 P	29.485	48.307	20.431	1'24.692	162.1							
7	1'55.488	30.522	33.185	22.886	28.895								
8	1'43.095	25.251	29.998	19.350	28.496	213.1							
9	1'43.548	25.025	30.137	19.459	28.927	215.4							
10	1'43.791	25.264	30.078	19.593	28.856	213.1							
11	1'44.048	25.396	30.363	19.680	28.609	211.8							

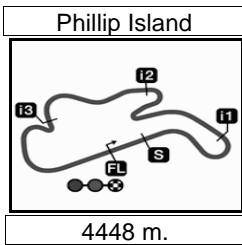
30th 36 Sam CLARKE Fastline GP Racing GBR
Runs=1 Total laps=6 Full laps=4

1	2'53.722	1'29.767	32.612	20.834	30.509								
2	1'48.768	26.809	31.529	20.484	29.946	198.5							
3	1'48.378	26.103	30.922	20.373	30.980	200.2							
4	1'50.738	26.353	33.106	21.048	30.231	197.4							
5	1'47.744	26.316	31.160	20.398	29.870	195.2							
	PIT	26.928	32.262	20.477	195.5								

Fastest Lap: Jonas FOLGER Mapfre Aspar Team M GER **1'38.592** 23.765 28.627 18.775 27.425

These data/results cannot be reproduced, stored and/or transmitted in whole or in part by any manner of electronic, mechanical, photocopying, recording, broadcasting or otherwise now known or herein after developed without the previous express consent by the copyright owner, except for reproduction in daily press and regular printed publications on sale to the public within 60 days of the event related to those data/results and always provided that copyright symbol appears together as follows below.
© DORNA, 2012





Computerised results and timing service provided by **TISSOT**

Moto3

AIRASIA AUSTRALIAN GRAND PRIX
Official Starting Grid

16

4448 m.

Race : 23 laps = 102.304 km



1	1 1'38.334 11 Sandro CORTESE KTM	2	2 1'38.727 94 Jonas FOLGER Kalex KTM	3	3 1'39.179 7 Efen VAZQUEZ FTR Honda
2	4 1'39.222 52 Danny KENT KTM	3	5 1'39.229 63 Zulfahmi KHAIRUDDIN KTM	4	6 1'39.262 44 Miguel OLIVEIRA Suter Honda
3	7 1'39.337 61 Arthur SISSIS KTM	4	8 1'39.387 25 Maverick VIÑALES FTR Honda	5	9 1'39.430 39 Luis SALOM Kalex KTM
4	10 1'39.451 19 Alessandro TONUCCI FTR Honda	5	11 1'39.514 23 Alberto MONCAYO FTR Honda	6	12 1'39.536 96 Louis ROSSI FTR Honda
5	13 1'39.572 84 Jakub KORNFEIL FTR Honda	6	14 1'39.595 5 Romano FENATI FTR Honda	7	15 1'39.631 31 Niklas AJO KTM
6	16 1'39.649 42 Alex RINS Suter Honda	7	17 1'39.750 26 Adrian MARTIN FTR Honda	8	18 1'40.167 32 Isaac VIÑALES FTR Honda
7	19 1'40.336 12 Alex MARQUEZ Suter Honda	8	20 1'40.372 41 Brad BINDER Kalex KTM	9	21 1'40.854 80 Armando PONTONE Ioda

The results are provisional until the end of the limit for protest and appeals and until the ratification of the Event Management Committee.

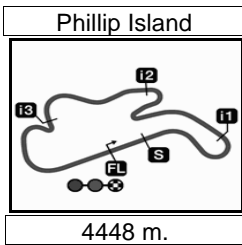
Time limit for protest expires 60' at the latest after publication of the results - Mr. Time:

These data/results cannot be reproduced, stored and/or transmitted in whole or in part by any manner of electronic, mechanical, photocopying, recording, broadcasting or otherwise now known or herein after developed without the previous express consent of the copyright owner, except for reproduction in daily press and regular printed publications on sale to the public within 60 days of the event related to those data/results and always provided that copyright symbol appears together as follows below.

© DORNA, 2012

Official MotoGP Timing by **TISSOT**
 www.motogp.com





Computerised results and timing service provided by **TISSOT**

Moto3

AIRASIA AUSTRALIAN GRAND PRIX
Official Starting Grid

16

4448 m.

Race : 23 laps = 102.304 km

8

22
 1'40.984
17 John McPHEE
 KRP Honda

23
 1'41.177
8 Jack MILLER
 Honda

24
 1'41.198
89 Alan TECHER
 TSR Honda

9

25
 1'42.027
30 Giulian PEDONE
 Suter Honda

26
 1'42.475
51 Kenta FUJII
 TSR Honda

27
 1'43.029
29 Luca AMATO
 Kalex KTM

10

28
 1'43.045
75 Lincoln GILDING
 Honda

29
 1'44.393
20 Riccardo MORETTI
 Mahindra

30
 1'44.809
9 Toni FINSTERBUSCH
 Honda

11

31
 1'46.873
36 Sam CLARKE
 Honda

The results are provisional until the end of the limit for protest and appeals and until the ratification of the Event Management Committee.

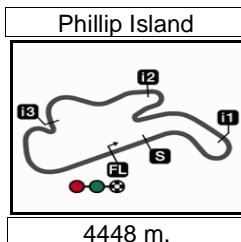
Time limit for protest expires 60' at the latest after publication of the results - Mr. Time:

These data/results cannot be reproduced, stored and/or transmitted in whole or in part by any manner of electronic, mechanical, photocopying, recording, broadcasting or otherwise now known or herein after developed without the previous express consent by the copyright owner, except for reproduction in daily press and regular printed publications on sale to the public within 60 days of the event related to those data/results and always provided that copyright symbol appears together as follows below.

© DORNA, 2012

Official MotoGP Timing by **TISSOT**
 www.motogp.com





Computerised results and timing service provided by **TISSOT**

Moto3

AIRASIA AUSTRALIAN GRAND PRIX

Warm Up

Best Partial Times

IT Ideal Lap Time, sum of the best partial times

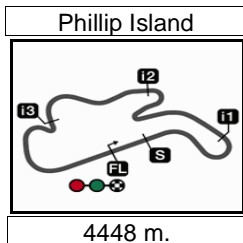
BT Best Lap Time

<i>T1</i>		<i>T2</i>		<i>T3</i>		<i>T4</i>				<i>IT</i>	<i>BT</i>	
Pos	Rider	Time	Rider	Time	Rider	Time	Rider	Time	Pos	Rider		
1	D.KENT	23.618	J.FOLGER	28.535	L.SALOM	18.684	M.VIÑALES	27.261	1	M.VIÑALES	1'38.434	1'38.804 (3)
2	M.VIÑALES	23.693	M.VIÑALES	28.606	M.OLIVEIRA	18.718	M.OLIVEIRA	27.287	2	J.FOLGER	1'38.446	1'38.592 (1)
3	S.CORTESE	23.741	S.CORTESE	28.694	J.FOLGER	18.734	Z.KHAIRUDDIN	27.328	3	D.KENT	1'38.603	1'38.858 (4)
4	Z.KHAIRUDDIN	23.762	M.OLIVEIRA	28.712	D.KENT	18.743	E.VAZQUEZ	27.407	4	Z.KHAIRUDDIN	1'38.607	1'38.881 (5)
5	J.FOLGER	23.765	Z.KHAIRUDDIN	28.717	Z.KHAIRUDDIN	18.800	J.FOLGER	27.412	5	M.OLIVEIRA	1'38.693	1'38.763 (2)
6	E.VAZQUEZ	23.881	L.SALOM	28.768	S.CORTESE	18.820	D.KENT	27.458	6	S.CORTESE	1'38.804	1'39.186 (7)
7	A.RINS	23.887	D.KENT	28.784	E.VAZQUEZ	18.822	N.AJO	27.505	7	L.SALOM	1'38.964	1'38.977 (6)
8	L.SALOM	23.895	N.AJO	28.790	R.FENATI	18.840	S.CORTESE	27.549	8	E.VAZQUEZ	1'39.068	1'39.211 (8)
9	A.MARTIN	23.954	A.MARTIN	28.799	J.KORNFEIL	18.847	A.MONCAYO	27.579	9	N.AJO	1'39.195	1'39.585 (11)
10	A.TONUCCI	23.959	R.FENATI	28.830	M.VIÑALES	18.874	J.KORNFEIL	27.604	10	R.FENATI	1'39.381	1'39.706 (12)
11	N.AJO	23.969	J.MILLER	28.888	A.MONCAYO	18.919	I.VIÑALES	27.607	11	A.MONCAYO	1'39.461	1'39.461 (9)
12	M.OLIVEIRA	23.976	A.RINS	28.906	A.SISSIS	18.929	L.SALOM	27.617	12	A.RINS	1'39.489	1'39.811 (14)
13	A.MONCAYO	23.980	I.VIÑALES	28.932	N.AJO	18.931	A.RINS	27.649	13	J.KORNFEIL	1'39.501	1'39.558 (10)
14	R.FENATI	24.005	E.VAZQUEZ	28.958	L.ROSSI	18.935	R.FENATI	27.706	14	A.MARTIN	1'39.543	1'39.915 (15)
15	A.SISSIS	24.042	J.KORNFEIL	28.963	A.MARQUEZ	18.942	A.SISSIS	27.743	15	A.SISSIS	1'39.775	1'39.919 (16)
16	B.BINDER	24.086	A.MONCAYO	28.983	A.TONUCCI	18.963	A.TONUCCI	27.806	16	I.VIÑALES	1'39.777	1'39.805 (13)
17	J.KORNFEIL	24.087	J.McPHEE	29.034	A.MARTIN	18.981	A.MARTIN	27.809	17	A.TONUCCI	1'39.847	1'40.119 (17)
18	A.MARQUEZ	24.098	A.SISSIS	29.061	J.MILLER	18.999	B.BINDER	27.828	18	J.MILLER	1'39.958	1'40.347 (18)
19	L.ROSSI	24.139	B.BINDER	29.063	I.VIÑALES	18.999	A.MARQUEZ	27.845	19	A.MARQUEZ	1'39.982	1'40.462 (21)
20	J.MILLER	24.211	A.MARQUEZ	29.097	A.RINS	19.047	J.MILLER	27.860	20	B.BINDER	1'40.047	1'40.409 (19)
21	I.VIÑALES	24.239	A.TONUCCI	29.119	B.BINDER	19.070	L.ROSSI	27.889	21	L.ROSSI	1'40.092	1'40.457 (20)
22	A.TECHER	24.339	L.ROSSI	29.129	A.TECHER	19.161	A.TECHER	27.925	22	A.TECHER	1'40.596	1'40.857 (23)
23	J.McPHEE	24.404	A.TECHER	29.171	A.PONTONE	19.165	J.McPHEE	27.999	23	J.McPHEE	1'40.624	1'40.817 (22)
24	T.FINSTERBUSC	24.440	G.PEDONE	29.282	J.McPHEE	19.187	L.AMATO	28.109	24	L.AMATO	1'41.234	1'41.393 (24)

These data/results cannot be reproduced, stored and/or transmitted in whole or in part by any manner of electronic, mechanical, photocopying, recording, broadcasting or otherwise now known or herein after developed without the previous express consent by the copyright owner, except for reproduction in daily press and regular printed publications on sale to the public within 60 days of the event related to those data/results and always provided that copyright symbol appears together as follows below.
© DORNA, 2012

Official MotoGP Timing by **TISSOT**
www.motogp.com





Computerised results and timing service provided by **TISSOT**

Moto3

AIRASIA AUSTRALIAN GRAND PRIX

Warm Up

Best Partial Times

IT Ideal Lap Time, sum of the best partial times

BT Best Lap Time

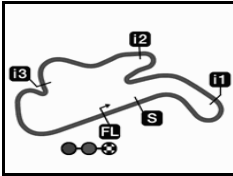
<i>T1</i>		<i>T2</i>		<i>T3</i>		<i>T4</i>				<i>IT</i>	<i>BT</i>	
<i>Pos</i>	<i>Rider</i>	<i>Time</i>	<i>Rider</i>	<i>Time</i>	<i>Rider</i>	<i>Time</i>	<i>Rider</i>	<i>Time</i>	<i>Pos</i>	<i>Rider</i>	<i>IT</i>	<i>BT</i>
25	G.PEDONE	24.454	L.AMATO	29.351	T.FINSTERBUSC	19.239	G.PEDONE	28.139	25	G.PEDONE	1'41.253	1'41.476 (25)
26	A.PONTONE	24.504	A.PONTONE	29.451	L.AMATO	19.251	T.FINSTERBUSC	28.275	26	T.FINSTERBU	1'41.407	1'41.536 (27)
27	L.AMATO	24.523	T.FINSTERBUSC	29.453	L.GILDING	19.350	A.PONTONE	28.374	27	A.PONTONE	1'41.494	1'41.494 (26)
28	K.FUJII	24.650	K.FUJII	29.732	G.PEDONE	19.378	K.FUJII	28.459	28	K.FUJII	1'42.288	1'42.427 (28)
29	L.GILDING	24.845	L.GILDING	29.998	K.FUJII	19.447	L.GILDING	28.496	29	L.GILDING	1'42.689	1'43.095 (29)
30	S.CLARKE	26.103	S.CLARKE	30.922	S.CLARKE	20.373	S.CLARKE	29.870	30	S.CLARKE	1'47.268	1'47.744 (30)

These data/results cannot be reproduced, stored and/or transmitted in whole or in part by any manner of electronic, mechanical, photocopying, recording, broadcasting or otherwise now known or herein after developed without the previous express consent by the copyright owner, except for reproduction in daily press and regular printed publications on sale to the public within 60 days of the event related to those data/results and always provided that copyright symbol appears together as follows below.
© DORNA, 2012

Official MotoGP Timing by **TISSOT**
www.motogp.com




Phillip Island

Computerised results and timing service provided by **TISSOT****Moto3**

4448 m.

AIRASIA AUSTRALIAN GRAND PRIX**Warm Up****Fastest Laps Sequence**

<i>Practice Time</i>	 <i>Rider</i>	<i>Nation</i>	<i>Motorcycle</i>	<i>Time</i>	<i>Km/h</i>	<i>Rider's Lap</i>
3'39.767	41 Brad BINDER	RSA	KALEX KTM	1'42.460	156.283	2
3'39.797	31 Niklas AJO	FIN	KTM	1'40.218	159.779	2
4'13.637	25 Maverick VIÑALES	SPA	FTR HONDA	1'39.918	160.259	2
4'19.466	94 Jonas FOLGER	GER	KALEX KTM	1'39.817	160.421	2
5'52.704	25 Maverick VIÑALES	SPA	FTR HONDA	1'39.067	161.636	3
5'58.378	94 Jonas FOLGER	GER	KALEX KTM	1'38.912	161.889	3
7'54.231	63 Zulfahmi KHAIRUDDIN	MAL	KTM	1'38.881	161.940	4
9'17.864	25 Maverick VIÑALES	SPA	FTR HONDA	1'38.804	162.066	5
18'15.261	94 Jonas FOLGER	GER	KALEX KTM	1'38.592	162.414	10

These data/results cannot be reproduced, stored and/or transmitted in whole or in part by any manner of electronic, mechanical, photocopying, recording, broadcasting or otherwise now known or herein after developed without the previous express consent by the copyright owner, except for reproduction in daily press and regular printed publications on sale to the public within 60 days of the event related to those data/results and always provided that copyright symbol appears together as follows below.

© DORNA, 2012

Official MotoGP Timing by **TISSOT**
www.motogp.com

**Phillip Island, Sunday, October 28, 2012**