

RED BULL INDIANAPOLIS GRAND PRIX

Qualifying Practice

Classification

10



	<i>Rider</i>	<i>Nation</i>	<i>Team</i>	<i>Motorcycle</i>	<i>Time</i>	<i>Lap Total</i>	<i>Gap</i>	<i>Top Speed</i>
1	11 Sandro CORTESE	GER	Red Bull KTM Ajo	KTM	1'48.545	14 16		223.6
2	52 Danny KENT	GBR	Red Bull KTM Ajo	KTM	1'48.628	12 18	0.083 0.083	225.7
3	25 Maverick VIÑALES	SPA	Blusens Avintia	FTR HONDA	1'48.643	17 19	0.098 0.015	223.2
4	39 Luis SALOM	SPA	RW Racing GP	KALEX KTM	1'48.990	7 17	0.445 0.347	226.4
5	63 Zulfahmi KHAIRUDDIN	MAL	AirAsia-Sic-Ajo	KTM	1'49.024	17 18	0.479 0.034	224.5
6	42 Alex RINS	SPA	Estrella Galicia 0,0	SUTER HONDA	1'49.045	15 17	0.500 0.021	226.0
7	7 Efen VAZQUEZ	SPA	JHK Laglisse	FTR HONDA	1'49.074	16 18	0.529 0.029	224.1
8	5 Romano FENATI	ITA	Team Italia FMI	FTR HONDA	1'49.324	18 20	0.779 0.250	225.5
9	23 Alberto MONCAYO	SPA	Andalucia JHK Laglisse	FTR HONDA	1'49.332	11 17	0.787 0.008	224.1
10	84 Jakub KORNFEIL	CZE	Redox-Ongetta-Centro Seta	FTR HONDA	1'49.334	18 21	0.789 0.002	218.3
11	44 Miguel OLIVEIRA	POR	Estrella Galicia 0,0	SUTER HONDA	1'49.397	12 15	0.852 0.063	220.3
12	10 Alexis MASBOU	FRA	Caretta Technology	HONDA	1'49.492	18 19	0.947 0.095	224.6
13	19 Alessandro TONUCCI	ITA	Team Italia FMI	FTR HONDA	1'49.605	16 18	1.060 0.113	222.7
14	96 Louis ROSSI	FRA	Racing Team Germany	FTR HONDA	1'49.610	17 19	1.065 0.005	223.5
15	94 Jonas FOLGER	GER	Mapfre Aspar Team Moto3	KALEX KTM	1'49.656	7 17	1.111 0.046	217.6
16	32 Isaac VIÑALES	SPA	Ongetta-Centro Seta	FTR HONDA	1'49.797	11 19	1.252 0.141	221.2
17	41 Brad BINDER	RSA	RW Racing GP	KALEX KTM	1'49.986	6 20	1.441 0.189	226.2
18	8 Jack MILLER	AUS	Caretta Technology	HONDA	1'50.056	6 6	1.511 0.070	220.2
19	89 Alan TECHER	FRA	Technomag-CIP-TSR	TSR HONDA	1'50.066	18 20	1.521 0.010	223.4
20	12 Alex MARQUEZ	SPA	Ambrogio Next Racing	SUTER HONDA	1'50.184	3 9	1.639 0.118	222.3
21	26 Adrian MARTIN	SPA	JHK Laglisse	FTR HONDA	1'50.249	6 15	1.704 0.065	221.7
22	53 Jasper IWEMA	NED	Moto FGR	FGR HONDA	1'50.336	17 19	1.791 0.087	224.0
23	61 Arthur SISIS	AUS	Red Bull KTM Ajo	KTM	1'50.412	17 19	1.867 0.076	229.0
24	31 Niklas AJO	FIN	TT Motion Events Racing	KTM	1'50.443	18 19	1.898 0.031	222.3
25	27 Niccolò ANTONELLI	ITA	San Carlo Gresini Moto3	FTR HONDA	1'50.483	9 17	1.938 0.040	219.1
26	3 Luigi MORCIANO	ITA	Ioda Team Italia	IODA	1'50.936	16 20	2.391 0.453	218.8
27	99 Danny WEBB	GBR	Mahindra Racing	MAHINDRA	1'50.990	6 12	2.445 0.054	211.9
28	30 Giulian PEDONE	SWI	Ambrogio Next Racing	SUTER HONDA	1'51.073	18 19	2.528 0.083	221.3
29	55 Hector FAUBEL	SPA	Mapfre Aspar Team Moto3	KALEX KTM	1'51.407	2 2	2.862 0.334	222.1
30	9 Toni FINSTERBUSCH	GER	MZ Racing	HONDA	1'51.908	11 18	3.363 0.501	220.2
31	80 Armando PONTONE	ITA	IodaRacing Project	IODA	1'52.070	9 19	3.525 0.162	216.5
32	51 Kenta FUJII	JPN	Technomag-CIP-TSR	TSR HONDA	1'52.576	10 19	4.031 0.506	220.0
33	20 Riccardo MORETTI	ITA	Mahindra Racing	MAHINDRA	1'52.791	14 16	4.246 0.215	215.9

Practice condition Dry
 Air: 24°
 Humidity: 39%
 Ground: 43°

<i>Fastest Lap:</i>	Lap: 14	Sandro CORTESE	1'48.545	139.827 Km/h
<i>Circuit Record Lap:</i>		New category		
<i>Circuit Best Lap:</i>	2012	Sandro CORTESE	1'48.514	139.867 Km/h

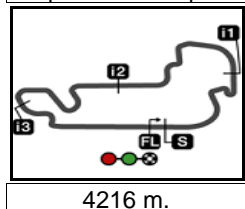
The results are provisional until the end of the limit for protest and appeals.

Time limit for protest expires 60' after publication of the results - Mr. Time:

These data/results cannot be reproduced, stored and/or transmitted in whole or in part by any manner of electronic, mechanical, photocopying, recording, broadcasting or otherwise now known or herein after developed without the previous express consent by the copyright owner, except for reproduction in daily press and regular printed publications on sale to the public within 60 days of the event related to those data/results and always provided that copyright symbol appears together as follows below.

© DORNA, 2012





RED BULL INDIANAPOLIS GRAND PRIX

Qualifying Practice

Top Speed & Average

11

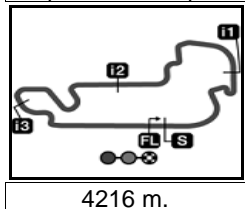


<i>Rider</i>	<i>Nation</i>	<i>Motorcycle</i>	<i>Top 5 speeds</i>					<i>Average</i>	<i>Top</i>
61 Arthur SISSIS	AUS	KTM	229.0	226.2	225.9	224.5	224.4	226.0	229.0
39 Luis SALOM	SPA	KALEX KTM	226.4	226.2	223.8	223.6	223.0	224.6	226.4
41 Brad BINDER	RSA	KALEX KTM	226.2	225.7	223.6	223.1	222.3	224.2	226.2
42 Alex RINS	SPA	SUTER HONDA	226.0	224.0	221.8	221.7	219.8	222.7	226.0
52 Danny KENT	GBR	KTM	225.7	225.1	224.2	223.5	220.7	223.9	225.7
5 Romano FENATI	ITA	FTR HONDA	225.5	224.1	222.6	221.0	220.6	222.8	225.5
10 Alexis MASBOU	FRA	HONDA	224.6	223.6	223.2	222.7	222.2	223.3	224.6
63 Zulfahmi KHAIRUDDIN	MAL	KTM	224.5	224.4	223.0	222.5	222.1	223.3	224.5
7 Efren VAZQUEZ	SPA	FTR HONDA	224.1	223.9	222.8	222.0	221.7	222.9	224.1
23 Alberto MONCAYO	SPA	FTR HONDA	224.1	222.8	222.4	221.6	221.2	222.4	224.1
53 Jasper IWEMA	NED	FGR HONDA	224.0	223.0	220.0	219.9	219.8	221.3	224.0
11 Sandro CORTESE	GER	KTM	223.6	222.7	221.7	220.4	220.2	221.7	223.6
96 Louis ROSSI	FRA	FTR HONDA	223.5	221.8	219.9	218.1	217.1	220.1	223.5
89 Alan TECHER	FRA	TSR HONDA	223.4	221.3	221.2	221.0	220.6	221.5	223.4
25 Maverick VIÑALES	SPA	FTR HONDA	223.2	222.0	221.7	220.8	220.5	221.6	223.2
19 Alessandro TONUCCI	ITA	FTR HONDA	222.7	222.2	221.8	221.7	221.6	222.0	222.7
12 Alex MARQUEZ	SPA	SUTER HONDA	222.3	220.4	219.2	219.1	218.7	219.9	222.3
31 Niklas AJO	FIN	KTM	222.3	219.3	218.5	218.5	218.4	219.4	222.3
55 Hector FAUBEL	SPA	KALEX KTM	222.1	219.9				221.0	222.1
26 Adrian MARTIN	SPA	FTR HONDA	221.7	219.1	219.0	217.0	216.9	218.4	221.7
30 Giulian PEDONE	SWI	SUTER HONDA	221.3	219.1	216.1	215.9	215.4	217.6	221.3
32 Isaac VIÑALES	SPA	FTR HONDA	221.2	220.6	220.2	219.9	219.8	220.3	221.2
44 Miguel OLIVEIRA	POR	SUTER HONDA	220.3	218.4	217.5	216.3	216.3	217.7	220.3
9 Toni FINSTERBUSCH	GER	HONDA	220.2	215.7	213.2	211.5	211.3	214.4	220.2
8 Jack MILLER	AUS	HONDA	220.2	218.5	217.0	216.7		218.1	220.2
51 Kenta FUJII	JPN	TSR HONDA	220.0	218.7	218.4	217.7	217.2	218.4	220.0
27 Niccolò ANTONELLI	ITA	FTR HONDA	219.1	217.9	217.9	216.7	216.0	217.6	219.1
3 Luigi MORCIANO	ITA	IODA	218.8	217.6	217.3	216.6	216.5	217.4	218.8
84 Jakub KORNFEIL	CZE	FTR HONDA	218.3	216.3	215.9	215.7	214.3	216.1	218.3
94 Jonas FOLGER	GER	KALEX KTM	217.6	217.1	216.7	216.5	216.0	216.8	217.6
80 Armando PONTONE	ITA	IODA	216.5	214.8	214.1	213.4	212.3	214.2	216.5
20 Riccardo MORETTI	ITA	MAHINDRA	215.9	213.6	212.4	212.3	211.0	213.0	215.9
99 Danny WEBB	GBR	MAHINDRA	211.2	209.1	209.1	208.3	208.0	209.1	211.9

These data/results cannot be reproduced, stored and/or transmitted in whole or in part by any manner of electronic, mechanical, photocopying, recording, broadcasting or otherwise now known or herein after developed without the previous express consent by the copyright owner, except for reproduction in daily press and regular printed publications on sale to the public within 60 days of the event related to those data/results and always provided that copyright symbol appears together as follows below.

© DORNA, 2012





RED BULL INDIANAPOLIS GRAND PRIX

Qualifying Practice

Chronological Analysis of Performances

12

P Crossing the finish line in pit lane		T1 Time from finish line to 1st intermediate				T2 Time from 1st intermed. to 2nd intermed.				T3 Time from 2nd intermed. to 3rd intermed.				T4 Time from 3rd intermediate to finish line			
Lap	Lap Time	T1	T2	T3	T4	Speed	Lap	Lap Time	T1	T2	T3	T4	Speed				
1st 11 Sandro CORTESE		Red Bull KTM Ajo				GER											
Runs=3 Total laps=16 Full laps=10																	
1	2'54.499	1'20.226	31.496	33.278	29.499		11	1'49.089	27.928	28.944	28.228	23.989	215.0				
2	1'49.977	28.191	29.404	28.533	23.849	219.9	12	1'54.410 P	27.844	28.943	28.419	29.204	218.3				
3	1'49.661	27.816	29.231	28.592	24.022	220.4	13	4'30.977	3'08.267	29.877	28.540	24.293					
4	2'22.666 P	37.534	33.984	31.695	39.453	171.1	14	1'49.181	27.857	29.213	28.108	24.003	216.9				
5	13'18.741	11'50.521	32.629	31.246	24.345		15	2'12.785	31.113	41.977	34.491	25.204	220.5				
6	1'49.693	28.081	29.231	28.542	23.839	223.6	16	2'31.329	30.371	44.437	51.669	24.852	216.8				
7	1'53.682	27.688	32.558	29.235	24.201	217.7	17	1'48.643	27.875	28.916	28.061	23.791	216.3				
8	1'49.376	27.986	28.930	28.491	23.969	220.2	18	1'48.874	28.001	28.942	28.044	23.887	223.2				
9	1'48.950	27.949	28.802	28.366	23.833	216.6	19	2'46.172 P	35.485	58.763	32.572	39.352	218.7				
10	2'11.801 P	30.841	34.333	31.051	35.576	216.4											
4th 39 Luis SALOM		RW Racing GP				SPA											
Runs=4 Total laps=17 Full laps=9																	
1	2'46.531	49.459	37.205	49.626	30.241		5	9'32.475	8'05.290	33.338	29.344	24.503					
2	1'53.207	29.881	30.532	28.644	24.150	215.5	6	1'49.820	28.514	29.046	28.324	23.936	219.6				
3	1'49.924	28.387	29.271	28.425	23.841	223.8	7	1'48.990	27.994	28.959	28.276	23.761	223.6				
4	2'17.793 P	34.024	35.288	32.253	36.228	226.2	8	1'53.410	28.651	30.751	29.251	24.757	226.4				
5	9'32.475	8'05.290	33.338	29.344	24.503		9	2'02.079 P	28.817	29.867	29.571	33.824	214.3				
6	1'49.820	28.514	29.046	28.324	23.936	219.6	10	10'30.473	9'07.415	30.134	28.661	24.263					
7	1'48.990	27.994	28.959	28.276	23.761	223.6	11	1'49.274	27.938	29.139	28.239	23.958	221.5				
8	1'53.410	28.651	30.751	29.251	24.757	226.4	12	2'27.199 P	27.847	30.080	44.226	45.046	220.4				
9	2'02.079 P	28.817	29.867	29.571	33.824	214.3	13	2'34.771	49.955	42.457	37.195	25.164					
10	10'30.473	9'07.415	30.134	28.661	24.263		14	2'31.944	31.270	40.537	48.167	31.970	222.2				
11	1'49.274	27.938	29.139	28.239	23.958	221.5	15	1'49.442	28.281	29.134	28.223	23.804	221.7				
12	2'27.199 P	27.847	30.080	44.226	45.046	220.4	16	1'48.915	27.769	29.160	28.155	23.831	223.0				
13	2'34.771	49.955	42.457	37.195	25.164		17	2'48.129 P	35.490	1'00.325	32.489	39.825	222.7				
14	2'31.944	31.270	40.537	48.167	31.970	222.2											
15	1'49.442	28.281	29.134	28.223	23.804	221.7											
16	1'48.915	27.769	29.160	28.155	23.831	223.0											
17	2'48.129 P	35.490	1'00.325	32.489	39.825	222.7											
5th 63 Zulfahmi KHAIRUD		AirAsia-Sic-Ajo				MAL											
Runs=3 Total laps=18 Full laps=12																	
1	2'26.910	57.961	32.518	31.865	24.566		5	10'30.654	9'06.096	31.208	29.091	24.259					
2	1'53.969	29.639	30.555	29.186	24.589	223.0	6	1'50.201	28.280	29.556	28.574	23.791	220.4				
3	1'51.392	28.190	29.709	28.713	24.780	224.4	7	1'50.054	28.196	29.517	28.501	23.840	222.5				
4	2'08.751 P	28.410	33.931	30.999	35.411	224.5	8	1'49.591	27.934	29.430	28.464	23.763	220.9				
5	10'30.654	9'06.096	31.208	29.091	24.259		9	1'49.791	27.981	29.379	28.525	23.906	222.1				
6	1'50.201	28.280	29.556	28.574	23.791	220.4	10	1'55.901	30.969	31.352	29.497	24.083	220.9				
7	1'50.054	28.196	29.517	28.501	23.840	222.5	11	1'49.928	28.100	29.458	28.541	23.829	218.1				
8	1'49.591	27.934	29.430	28.464	23.763	220.9	12	2'01.136 P	28.804	30.143	29.502	32.687	219.3				
9	1'49.791	27.981	29.379	28.525	23.906	222.1	13	8'17.491	6'46.319	31.594	34.527	25.051					
10	1'55.901	30.969	31.352	29.497	24.083	220.9	14	1'51.960	28.897	29.960	29.085	24.018	219.3				
11	1'49.928	28.100	29.458	28.541	23.829	218.1	15	1'49.320	27.957	29.223	28.346	23.794	218.8				
12	2'01.136 P	28.804	30.143	29.502	32.687	219.3	16	1'49.525	27.853	29.237	28.468	23.967	219.0				
13	8'17.491	6'46.319	31.594	34.527	25.051		17	1'49.024	27.981	29.079	28.239	23.725	219.2				
14	1'51.960	28.897	29.960	29.085	24.018	219.3	18	2'25.571 P	33.219	37.974	34.779	39.599	221.5				
15	1'49.320	27.957	29.223	28.346	23.794	218.8											
16	1'49.525	27.853	29.237	28.468	23.967	219.0											
17	1'49.024	27.981	29.079	28.239	23.725	219.2											
18	2'25.571 P	33.219	37.974	34.779	39.599	221.5											

Fastest Lap: Sandro CORTESE Red Bull KTM Ajo GER **1'48.545** 27.833 28.832 28.203 23.677

These data/results cannot be reproduced, stored and/or transmitted in whole or in part by any manner of electronic, mechanical, photocopying, recording, broadcasting or otherwise now known or herein after developed without the previous express consent by the copyright owner, except for reproduction in daily press and regular printed publications on sale to the public within 60 days of the event related to those data/results and always provided that copyright symbol appears together as follows below.
© DORNA, 2012



Qualifying Practice

Moto3

Lap	Lap Time	T1	T2	T3	T4	Speed	Lap	Lap Time	T1	T2	T3	T4	Speed
6th	42	Alex RINS		Estrella Galicia 0,0		SPA							
		Runs=3	Total laps=17	Full laps=11									
1	2'16.608	50.476	32.595	29.236	24.301								
2	1'50.532	28.298	29.416	28.740	24.078	216.3							
3	1'51.113	28.271	29.354	29.345	24.143	224.0							
4	2'14.449 P	28.152	29.722	34.417	42.158	226.0							
5	10'34.433	9'01.105	33.453	35.125	24.750								
6	1'50.588	28.187	29.090	28.538	24.773	218.4							
7	1'49.812	28.580	29.290	28.066	23.876	216.6							
8	1'49.741	28.135	29.156	28.304	24.146	216.7							
9	1'51.213	28.538	29.720	28.778	24.177	217.3							
10	1'49.789	28.229	29.092	28.350	24.118	213.5							
11	2'04.379 P	28.485	29.806	28.946	37.142	214.1							
12	11'03.742	9'21.948	36.375	38.470	26.949								
13	2'03.017	30.607	34.273	31.532	26.605	221.8							
14	1'49.922	28.145	29.213	28.534	24.030	218.4							
15	1'49.045	28.108	28.972	28.160	23.805	221.7							
16	1'49.293	27.931	29.054	28.318	23.990	219.8							
17	2'19.362 P	28.177	29.386	32.399	49.400	215.5							
7th	7	Efren VAZQUEZ		JHK Laglisse		SPA							
		Runs=4	Total laps=18	Full laps=10									
1	2'48.006	1'00.473	39.827	38.876	28.830								
2	1'51.773	28.753	30.392	28.802	23.826	224.1							
3	1'49.593	28.006	29.265	28.532	23.790	222.0							
4	2'15.117 P	33.427	35.078	29.810	36.802	223.9							
5	10'01.823	8'29.120	32.165	36.269	24.269								
6	1'49.909	28.388	29.206	28.584	23.731	220.4							
7	1'49.695	28.172	29.266	28.474	23.783	217.6							
8	1'50.222	28.132	29.675	28.533	23.882	218.9							
9	2'02.332 P	29.619	30.200	29.408	33.105	215.9							
10	6'33.982	5'06.779	33.288	29.937	23.978								
11	1'49.791	27.986	29.258	28.623	23.924	220.2							
12	1'50.020	27.873	29.138	28.917	24.092	220.7							
13	2'03.336 P	28.549	30.914	30.761	33.112	222.8							
14	4'43.504	3'01.857	42.229	34.313	25.105								
15	2'31.134	29.290	46.317	50.862	24.665	221.4							
16	1'49.074	28.134	29.008	28.283	23.649	221.5							
17	1'48.410	27.744	28.864	28.191	23.611	219.6							
18	2'43.289 P	37.116	42.800	38.882	44.491	221.7							
10th	84	Jakub KORNFEL		Redox-Ongetta-Centro		CZE							
		Runs=3	Total laps=21	Full laps=15									
1	1'58.371	32.137	31.917	29.764	24.553								
2	1'51.775	28.808	29.793	28.835	24.339	213.5							
3	1'51.125	28.587	29.589	28.766	24.183	213.9							
4	2'16.720 P	32.399	33.725	31.578	39.018	213.3							
5	10'19.593	8'40.327	34.706	39.796	24.764								
6	1'50.948	28.569	29.674	28.738	23.967	215.7							
7	1'50.116	28.112	29.100	28.807	24.097	213.9							
8	1'54.767	30.636	30.903	28.700	24.528	215.9							
9	1'51.713	28.672	29.520	28.890	24.631	218.3							
10	1'49.982	28.348	29.189	28.347	24.098	212.9							
11	1'49.751	28.261	29.216	28.229	24.045	210.6							
12	1'49.692	28.111	29.091	28.425	24.065	211.0							
13	1'59.844 P	28.926	30.089	28.999	31.830	213.1							
14	4'55.774	3'23.596	36.371	31.640	24.167								
15	2'10.110	28.356	29.799	36.789	35.166	213.0							
16	1'50.724	28.701	29.621	28.344	24.058	212.3							
17	1'50.705	28.037	29.061	29.631	23.976	213.1							
18	1'49.334	28.062	28.997	28.312	23.963	213.4							
19	1'59.323	28.239	35.745	30.628	24.711	216.3							
20	1'50.064	28.193	29.174	28.578	24.119	214.3							
21	2'40.705 P	34.941	53.551	33.504	38.709								
11th	44	Miguel OLIVEIRA		Estrella Galicia 0,0		POR							
		Runs=4	Total laps=15	Full laps=7									
1	2'09.571	44.288	31.616	29.417	24.250								
2	1'50.374	28.106	29.532	28.673	24.063	217.5							
3	1'50.254	28.169	29.316	28.828	23.941	216.3							
4	2'06.753 P	28.187	29.377	30.921	38.268	215.2							
5	10'45.866	9'12.463	33.771	35.188	24.444								
6	1'49.942	28.104	29.292	28.428	24.118	214.5							
7	1'50.653	28.693	29.242	28.519	24.199	211.7							
8	2'01.326 P	28.730	30.046	29.006	33.544	214.2							
9	7'54.905	6'31.774	30.528	28.541	24.062								
10	2'20.168 P	48.373	31.372	30.020	30.403	215.7							
11	8'29.035	6'56.616	31.045	33.754	27.620								
12	1'49.397	28.053	29.007	28.434	23.903	216.3							
13	1'50.186	28.014	29.731	28.438	24.003	212.3							
14	1'49.917	28.040	29.362	28.396	24.119	218.4							
15	2'05.357 P	28.275	28.924	31.562	36.596	220.3							

Fastest Lap: Sandro CORTESE Red Bull KTM Ajo GER **1'48.545** 27.833 28.832 28.203 23.677

These data/results cannot be reproduced, stored and/or transmitted in whole or in part by any manner of electronic, mechanical, photocopying, recording, broadcasting or otherwise now known or herein after developed without the previous express consent by the copyright owner, except for reproduction in daily press and regular printed publications on sale to the public within 60 days of the event related to those data/results and always provided that copyright symbol appears together as follows below.
© DORNA, 2012



Qualifying Practice

Moto3

Lap	Lap Time	T1	T2	T3	T4	Speed	Lap	Lap Time	T1	T2	T3	T4	Speed			
12th	10	Alexis MASBOU					Caretta Technology	FRA	19	2'58.287	P	37.924	57.399	36.201	46.763	199.3
		Runs=3	Total laps=19	Full laps=13												
1	2'42.491	48.821	37.929	49.906	25.835											
2	1'53.713	29.022	30.164	30.166	24.361	221.5										
3	1'54.153	28.622	29.712	30.170	25.649	216.0										
4	2'25.116	P	33.909	35.460	33.383	42.364	200.1									
5	9'35.068	8'10.757	30.470	29.308	24.533											
6	1'51.012	28.389	29.713	28.803	24.107	215.7										
7	1'53.843	29.023	30.350	30.123	24.347	215.6										
8	1'50.353	28.468	29.248	28.686	23.951	216.3										
9	1'50.347	28.052	29.424	28.859	24.012	218.4										
10	1'58.807	30.177	33.652	30.329	24.649	214.8										
11	1'50.709	28.353	29.438	28.622	24.296	214.2										
12	2'01.008	P	29.979	30.836	29.590	30.603	210.5									
13	6'44.811	5'13.265	32.456	33.389	25.701											
14	2'34.523	52.433	46.567	31.118	24.405	154.9										
15	2'03.568	30.415	31.858	34.240	27.055	222.2										
16	1'49.947	28.333	29.276	28.501	23.837	224.6										
17	1'49.604	28.162	29.262	28.403	23.777	223.6										
18	1'49.492	27.979	29.277	28.506	23.730	222.7										
19	2'04.832	P	28.457	29.510	31.636	35.229	223.2									
15th	94	Jonas FOLGER					Mapfre Aspar Team M	GER	19	2'58.287	P	37.924	57.399	36.201	46.763	199.3
		Runs=4	Total laps=17	Full laps=9												
1	2'42.186		52.484	44.186	40.445	25.071										
2	1'56.271		28.752	34.187	29.115	24.217	214.3									
3	1'50.897		28.341	29.611	28.864	24.081	216.0									
4	2'06.002	P	31.579	30.577	29.127	34.719	216.5									
5	9'24.374	8'01.190	30.162	28.806	24.216											
6	1'50.203		28.159	29.274	28.436	24.334	212.7									
7	1'49.656		28.046	29.220	28.377	24.013	214.6									
8	2'01.428	P	29.763	31.058	28.556	32.051	211.7									
9	6'52.047	5'29.261	29.788	28.821	24.177											
10	1'49.961		28.107	29.170	28.637	24.047	212.3									
11	1'49.904		28.090	29.211	28.448	24.155	216.7									
12	1'59.428	P	28.344	30.800	29.232	31.052	215.6									
13	7'16.535	5'46.558	29.991	29.031	30.955											
14	2'08.276		28.576	30.529	42.300	26.871	217.1									
15	1'49.769		28.169	29.135	28.428	24.037	211.9									
16	1'49.595		27.980	29.117	28.335	24.163	217.6									
17	2'15.423	P	37.603	34.467	30.657	32.696	213.6									
13th	19	Alessandro TONUC					Team Italia FMI	ITA	19	2'58.287	P	37.924	57.399	36.201	46.763	199.3
		Runs=4	Total laps=18	Full laps=10												
1	2'11.969		45.467	32.160	29.990	24.352										
2	1'50.958		28.558	29.697	28.880	23.823	219.9									
3	1'51.345		28.451	29.997	28.796	24.101	221.6									
4	2'04.131	P	28.454	29.720	30.971	34.986	220.1									
5	10'45.605	9'20.288	30.892	30.438	23.987											
6	1'49.771		28.101	29.212	28.545	23.913	221.2									
7	1'50.703		28.433	29.220	28.989	24.061	217.2									
8	1'51.737		28.380	29.813	28.992	24.552	214.5									
9	1'52.342		28.558	29.604	30.210	23.970	217.6									
10	1'56.231	P	28.457	29.508	28.993	29.273	212.8									
11	6'41.573	5'18.263	30.287	28.927	24.096											
12	1'50.787		28.323	29.367	28.750	24.347	222.7									
13	1'56.818	P	28.421	29.657	29.212	29.528	221.7									
14	4'34.760	2'57.600	35.589	31.112	30.459											
15	1'50.379		28.603	29.233	28.618	23.925	202.8									
16	1'49.605		27.975	29.242	28.572	23.816	218.1									
17	1'50.140		28.227	29.311	28.785	23.817	221.8									
18	2'10.374	P	28.443	30.416	31.296	40.219	222.2									
16th	32	Isaac VIÑALES					Ongetta-Centro Seta	SPA	19	2'58.287	P	37.924	57.399	36.201	46.763	199.3
		Runs=3	Total laps=19	Full laps=13												
1	2'47.016		52.573	38.004	47.755	28.684										
2	1'53.214		29.475	30.796	29.035	23.908	215.6									
3	1'52.026		28.828	29.750	29.193	24.255	221.2									
4	2'23.655	P	32.674	34.678	31.520	44.783	215.9									
5	9'24.805	7'58.618	32.359	29.700	24.128											
6	1'50.451		28.320	29.268	28.728	24.135	220.6									
7	2'05.045		39.848	31.043	29.769	24.385	216.6									
8	1'50.687		28.612	29.390	28.754	23.931	216.8									
9	2'05.674	P	28.803	30.380	29.362	37.129	219.8									
10	6'39.380	5'06.452	39.758	29.154	24.016											
11	1'49.797		28.032	29.125	28.519	24.121	218.3									
12	1'50.341		28.017	29.333	28.890	24.101	218.1									
13	1'58.245		28.911	30.879	30.986	27.469	219.1									
14	2'36.402		43.427	47.446	38.436	27.093	171.5									
15	2'12.372		30.552	41.545	34.783	25.492	219.9									
16	2'09.586		29.450	38.383	33.016	28.737	215.3									
17	1'50.879		28.467	29.356	28.877	24.179	215.2									
18	1'57.747		28.144	29.650	34.690	25.263	220.2									
19	2'26.362	P	34.053	36.265	32.415	43.629	219.5									
14th	96	Louis ROSSI					Racing Team German	FRA	19	2'58.287	P	37.924	57.399	36.201	46.763	199.3
		Runs=4	Total laps=19	Full laps=11												
1	2'47.952		52.388	37.649	47.928	29.987										
2	1'52.564		29.122	30.317	29.105	24.020	217.1									
3	1'50.516		28.289	29.427	28.602	24.198	221.8									
4	2'21.037	P	35.358	33.289	31.792	40.598	209.6									
5	9'29.531	8'06.079	30.361	28.908	24.183											
6	1'49.808		28.203	29.180	28.452	23.973	219.9									
7	2'03.950		34.957	33.690	29.840	25.463	223.5									
8	1'51.070		28.968	29.292	28.725	24.085	201.6									
9	1'50.044		28.143	29.237	28.678	23.986	215.2									
10	1'52.715		30.759	29.361	28.476	24.119	214.9									
11	2'03.845	P	28.386	29.449	30.490	35.520	213.3									
12	4'53.155	3'29.296	29.621	28.467	25.771											
13	1'50.678		28.287	29.198	28.709	24.484	216.3									
14	1'58.488	P	28.421	29.563	29.307	31.197	215.0									
15	5'27.065	3'52.181	32.675	38.119	24.090											
16	1'49.663		28.172	29.125	28.410	23.956	215.1									
17	1'49.610		28.085	29.055	28.481	23.989	216.0									
18	1'50.026		28.152	29.179	28.419	24.276	218.1									
17th	41	Brad BINDER					RW Racing GP	RSA	19	2'58.287	P	37.924	57.399	36.201	46.763	199.3
		Runs=3	Total laps=20	Full laps=14												
1	1'59.463		34.235	31.774	29.360	24.094										
2	1'51.002		28.580	29.728	28.728	23.966	226.2									
3	1'50.777		28.405	29.589	28.958	23.825	221.2									
4	2'15.350	P	28.197	29.576	37.355	40.222	220.8									
5	10'04.399	8'40.230	30.065	29.665	24.439											
6	1'49.986		28.053	29.234	28.674	24.025	219.5									
7	1'53.246		28.167	29.140	28.753	27.186	219.3									
8	2'10.043		29.219	41.155	35.799	23.870	217.9									
9	1'51.524		28.392	30.349	28.735	24.048	223.6									
10																

Qualifying Practice

Moto3

Lap	Lap Time	T1	T2	T3	T4	Speed	Lap	Lap Time	T1	T2	T3	T4	Speed
18	1'51.063	28.227	29.328	29.509	23.999	225.7	12	2'11.634	30.307	40.711	32.853	27.763	219.1
19	1'50.898	28.221	29.344	29.050	24.283	222.3	13	1'58.488	28.179	29.406	35.145	25.758	215.1
20	2'34.068 P	34.851	42.993	34.651	41.573	215.8	14	1'50.595	28.251	29.537	28.562	24.245	209.5
							15	2'40.080 P	36.947	44.554	35.288	43.291	216.0

18th		8	Jack MILLER	Caretta Technology	AUS
		Runs=2	Total laps=6	Full laps=3	
1	2'11.522	36.146	32.642	38.128	24.606
2	1'51.424	28.664	29.722	28.923	24.115 217.0
3	1'51.700	28.681	29.807	28.979	24.233 220.2
4	2'10.546 P	28.683	31.020	34.547	36.296 216.7
5	10'15.294	8'49.995	31.468	29.714	24.117
6	1'50.056	28.295	29.272	28.478	24.011 218.5

22nd		53	Jasper IWEMA	Moto FGR	NED
		Runs=3	Total laps=19	Full laps=13	
1	1'59.274	32.395	32.011	30.252	24.616
2	2'07.662	33.645	34.927	33.507	25.583 224.0
3	1'52.027	28.825	29.978	29.160	24.064 218.9
4	2'19.795 P	28.442	32.667	32.828	45.858 219.8
5	9'55.223	8'19.637	33.262	37.563	24.761
6	1'52.481	28.826	30.112	29.141	24.402 215.2
7	1'51.609	28.536	29.789	29.010	24.274 214.1
8	1'55.957	28.637	33.103	29.844	24.373 214.7
9	2'03.252	28.562	34.341	34.421	25.928 218.2
10	1'58.333	31.697	31.301	30.400	24.935 216.0
11	1'51.396	28.418	29.586	29.038	24.354 214.9
12	2'02.144 P	29.371	30.535	29.431	32.807 213.8
13	7'01.653	5'12.216	36.033	41.066	32.338
14	2'14.589	32.911	38.627	37.287	25.764 213.1
15	2'04.631	31.580	31.476	31.324	30.251 206.6
16	1'50.633	28.335	29.644	28.636	24.018 220.0
17	1'50.336	28.177	29.494	28.547	24.118 218.7
18	1'50.853	28.534	29.391	28.721	24.207 223.0
19	2'19.928 P	28.232	29.429	32.973	49.294 219.9

19th		89	Alan TECHER	Technomag-CIP-TSR	FRA
		Runs=3	Total laps=20	Full laps=14	
1	2'10.675	43.433	33.113	29.596	24.533
2	1'51.092	28.479	29.658	28.880	24.075 220.6
3	1'51.165	28.517	29.703	28.865	24.080 221.2
4	2'07.960 P	28.227	29.964	31.088	38.681 218.6
5	10'35.000	9'10.064	31.606	29.048	24.282
6	1'50.746	28.374	29.575	28.661	24.136 214.9
7	1'51.481	28.655	29.484	29.251	24.091 214.9
8	1'50.261	28.535	29.290	28.396	24.040 217.4
9	1'50.556	28.066	29.548	28.818	24.124 217.3
10	1'50.271	28.654	29.126	28.575	23.916 221.0
11	1'50.641	28.383	29.535	28.551	24.172 218.8
12	2'02.544 P	30.675	30.861	29.548	31.460 214.2
13	4'57.488	3'01.317	29.955		
14	2'10.709	28.911	31.434	39.169	31.195 216.8
15	2'15.166	32.779	38.958	38.195	25.234 210.3
16	2'02.875	31.341	32.057	29.910	29.567 216.0
17	1'51.226	28.591	29.849	28.986	23.800 206.4
18	1'50.066	28.416	29.225	28.468	23.957 223.4
19	1'50.996	28.621	29.277	28.521	24.577 221.3
20	2'27.550 P	28.609	29.470	32.534	56.937 217.6

23rd		61	Arthur SISSIS	Red Bull KTM Ajo	AUS
		Runs=3	Total laps=19	Full laps=13	
1	2'28.744	59.998	32.636	31.866	24.244
2	1'53.141	28.949	30.178	29.654	24.360 229.0
3	1'51.498	28.516	29.909	29.062	24.011 224.5
4	2'10.732 P	29.310	32.398	31.714	37.310 224.4
5	9'57.126	8'31.232	32.124	29.748	24.022
6	1'51.108	28.816	29.556	28.937	23.799 226.2
7	2'03.467	33.419	33.172	32.662	24.214 223.5
8	1'50.822	28.808	29.405	28.735	23.874 225.9
9	1'52.113	28.704	30.005	29.232	24.172 224.1
10	2'04.496 P	29.205	30.459	30.212	34.620 221.2
11	6'37.739	4'51.953	32.818	43.748	29.220
12	1'50.896	28.441	29.452	28.981	24.022 223.9
13	1'57.968	29.678	33.392	30.569	24.329 219.5
14	1'50.832	28.339	29.381	28.941	24.171 220.5
15	2'19.478	29.338	33.005	42.609	34.526 218.1
16	1'50.605	28.444	29.444	28.858	23.859 218.7
17	1'50.412	28.128	29.506	28.801	23.977 218.5
18	1'50.661	28.226	29.544	28.971	23.920 218.4
19	1'57.396 P	28.371	29.285	28.925	30.815 219.3

20th		12	Alex MARQUEZ	Ambrogio Next Racing	SPA
		Runs=4	Total laps=11	Full laps=3	
1	2'17.379	44.581	31.635	29.672	31.491
2	1'50.727	28.577	29.438	28.764	23.948 218.7
3	1'50.184	28.097	29.508	28.569	24.010 220.4
4	2'08.124 P	28.189	29.842	33.654	36.439 222.3
5	10'36.668	9'03.154	33.241	36.062	24.211
6	1'54.606	28.315	29.492	31.493	25.306 217.8
7	2'42.168 P	28.442	29.401	28.412	1'15.913 219.1
8	5'51.728	4'16.426	40.896	29.952	24.454
	unfinished	28.532	29.676	28.722	211.0
9	17'38.330		32.242	28.830	24.181
	unfinished	28.191	29.129	28.339	219.2

24th		31	Niklas AJO	TT Motion Events Rac	FIN
		Runs=3	Total laps=19	Full laps=13	
1	2'12.978	45.915	31.855	30.194	25.014
2	1'53.197	29.182	30.128	29.721	24.166 218.4
3	1'51.977	28.686	29.735	29.402	24.154 222.3
4	2'09.118 P	28.625	29.595	33.541	37.357 218.5
5	10'06.047	8'38.746	31.401	31.196	24.704
6	1'52.113	28.532	29.854	29.266	24.461 214.6
7	1'51.712	28.713	29.638	28.960	24.401 213.2
8	1'55.068	28.922	32.727	28.874	24.545 214.4
9	1'53.029	28.983	29.721	29.693	24.632 212.7
10	1'51.186	28.761	29.293	28.921	24.211 213.1
11	1'58.971 P	28.631	29.774	29.108	31.458 213.0
12	7'47.504	6'19.035	32.201	31.720	24.548

21st		26	Adrian MARTIN	JHK Laglisse	SPA
		Runs=4	Total laps=15	Full laps=7	
1	2'28.620	48.354	37.765	37.726	24.775
2	1'52.288	28.753	29.911	29.154	24.470 217.0
3	1'51.171	28.547	29.507	28.756	24.361 215.2
4	2'13.973 P	28.426	33.673	32.275	39.599 214.5
5	9'54.976	8'29.358	31.813	29.581	24.224
6	1'50.249	28.274	29.238	28.596	24.141 219.0
7	2'47.948 P	1'11.395	32.971	31.405	32.177 221.7
8	9'24.185	7'56.969	32.719	30.224	24.273
9	1'50.295	27.993	29.343	28.740	24.219 216.9
10	1'59.395 P	28.106	29.869	29.484	31.936 216.9
11	7'03.310	5'19.221	36.045	42.330	25.714

Fastest Lap:	Sandro CORTESE	Red Bull KTM Ajo	GER	1'48.545	27.833	28.832	28.203	23.677
---------------------	----------------	------------------	-----	-----------------	--------	--------	--------	--------

These data/results cannot be reproduced, stored and/or transmitted in whole or in part by any manner of electronic, mechanical, photocopying, recording, broadcasting or otherwise now known or herein after developed without the previous express consent by the copyright owner, except for reproduction in daily press and regular printed publications on sale to the public within 60 days of the event related to those data/results and always provided that copyright symbol appears together as follows below.
© DORNA, 2012



Qualifying Practice

Moto3

Lap	Lap Time	T1	T2	T3	T4	Speed	Lap	Lap Time	T1	T2	T3	T4	Speed		
13	1'51.553	28.655	29.621	29.104	24.173	214.8	11	2'04.938 P	29.036	31.037	31.592	33.273	209.1		
14	1'51.243	28.577	29.567	28.719	24.380	216.0	12	7'44.106	6'20.830	30.056	28.648	24.572			
15	1'51.688	28.839	29.741	28.919	24.189	217.9	28th 30 Giulian PEDONE Ambrogio Next Racing SWI						Runs=3	Total laps=19	Full laps=13
16	1'58.229	28.364	29.352	34.915	25.598	219.3	1	2'05.848	37.369	32.253	30.875	25.351			
17	1'52.099	28.639	29.461	29.988	24.011	212.2	2	1'55.172	29.559	31.117	29.842	24.654	214.8		
18	1'50.443	28.420	29.379	28.612	24.032	217.5	3	1'53.629	29.241	30.256	29.254	24.878	215.3		
19	2'05.711 P	28.768	30.171	31.887	34.885	218.5	4	2'20.097 P	29.226	32.877	33.668	44.326	216.1		
25th 27 Niccolò ANTONELLI San Carlo Gresini Mot ITA						5	10'30.343	9'02.049	32.732	30.896	24.666				
		Runs=4	Total laps=17	Full laps=9	6	1'52.019	28.799	29.866	29.108	24.246	215.2				
1	2'13.093	45.408	32.519	30.209	24.957		7	2'15.091	29.037	30.026	47.038	28.990	213.9		
2	1'52.831	29.161	30.078	29.265	24.327	219.1	8	1'52.815	29.200	29.850	29.183	24.582	209.1		
3	1'50.953	28.503	29.572	28.844	24.034	216.7	9	2'34.379 P	31.668	36.603	44.911	41.197	208.6		
4	2'14.646 P	28.386	30.432	34.496	41.332	217.9	10	5'04.412	3'36.856	32.156	30.411	24.989			
5	10'32.408	8'58.882	33.847	35.334	24.345		11	1'52.054	28.613	29.877	29.109	24.455	219.1		
6	1'50.599	28.513	29.300	28.752	24.034	215.6	12	1'52.291	28.911	29.906	28.831	24.643	215.4		
7	1'50.539	28.544	29.445	28.652	23.898	215.2	13	2'02.082	30.127	31.682	35.392	24.881	211.4		
8	1'54.409	28.261	31.015	31.062	24.071	217.9	14	2'02.505	28.779	30.074	29.539	34.113	213.4		
9	1'50.483	28.218	29.303	28.794	24.168	216.0	15	2'44.396	31.983	36.744	52.957	42.712	191.2		
10	2'03.585 P	28.381	29.396	29.526	36.282	213.8	16	2'02.314	29.321	38.387	30.214	24.392	210.2		
11	8'03.403	6'39.958	29.951	29.072	24.422		17	1'51.347	28.662	29.803	28.599	24.283	221.3		
12	3'02.274 P	28.546	29.494	1'28.032	36.202	213.6	18	1'51.073	28.579	29.389	28.648	24.457	215.9		
13	4'39.597	2'55.586	46.574	32.863	24.574		19	2'21.608 P	28.739	29.702	35.953	47.214	213.8		
14	1'56.127	30.771	31.032	30.244	24.080	211.8	29th 55 Hector FAUBEL Mapfre Aspar Team M SPA						Runs=1	Total laps=3	Full laps=1
15	1'51.181	28.319	29.545	28.844	24.473	213.9	1	2'28.466	54.954	34.196	34.912	24.404			
16	1'51.102	28.267	29.311	28.885	24.639	214.6	2	1'51.407	28.549	29.887	28.977	23.994	222.1		
17	2'25.902 P	40.441	34.163	33.042	38.256		unfinished	28.326	29.422	28.686		219.9			
26th 3 Luigi MORCIANO Ioda Team Italia ITA						30th 9 Toni FINSTERBUSCH MZ Racing GER						Runs=3	Total laps=18	Full laps=12	
		Runs=3	Total laps=20	Full laps=14	1	2'26.335	55.768	33.236	32.039	25.292					
1	2'10.161	43.565	32.019	30.032	24.545		2	1'56.014	30.176	31.027	29.865	24.946	210.2		
2	1'52.437	28.698	29.905	29.255	24.579	215.3	3	1'53.155	28.921	30.197	29.682	24.355	220.2		
3	1'51.671	28.624	29.861	28.799	24.387	216.5	4	2'19.664 P	30.535	34.105	32.200	42.824	213.2		
4	2'05.969 P	28.746	29.679	31.853	35.691	217.3	5	11'14.904	9'43.667	35.638	30.778	24.821			
5	10'17.366	8'40.089	31.756	38.240	27.281		6	1'53.406	29.035	30.178	29.636	24.557	211.3		
6	1'52.340	29.036	29.953	28.866	24.485	211.8	7	1'53.764	29.146	30.277	29.613	24.728	209.0		
7	1'51.453	28.624	29.750	28.613	24.466	218.8	8	1'53.525	29.019	30.221	29.739	24.546	206.7		
8	1'51.754	28.395	29.602	29.088	24.669	213.3	9	1'52.870	28.903	30.062	29.354	24.551	207.4		
9	1'52.692	29.197	29.963	29.101	24.431	214.7	10	1'52.401	28.785	29.872	29.345	24.399	206.7		
10	1'51.663	28.806	29.820	28.700	24.337	211.8	11	1'51.908	28.693	29.818	29.019	24.378	208.6		
11	1'58.726 P	28.767	29.952	29.002	31.005	213.8	12	1'59.088	29.825	33.920	30.669	24.674	209.1		
12	6'30.675	5'02.805	31.572	31.040	25.258		13	2'11.033 P	29.505	31.599	30.328	39.601	211.5		
13	1'51.531	28.565	29.799	28.780	24.387	212.4	14	7'36.970	5'50.472	34.949	44.577	26.972			
14	1'51.118	28.316	29.560	28.814	24.428	211.8	15	1'58.766	29.147	30.474	29.809	29.336	208.0		
15	2'18.366	40.566	43.063	29.851	24.886	210.9	16	1'53.456	29.145	30.183	29.521	24.607	208.6		
16	1'50.936	28.448	29.414	28.725	24.349	210.6	17	1'52.294	28.835	30.138	29.240	24.081	209.4		
17	1'51.199	28.429	29.555	28.944	24.271	216.6	18	2'18.017 P	28.689	30.230	32.303	46.795	215.7		
18	1'51.697	28.605	29.564	28.773	24.755	217.6	31st 80 Armando PONTONE IodaRacing Project ITA						Runs=3	Total laps=19	Full laps=13
19	1'51.273	28.579	29.535	28.826	24.333	215.7	1	2'01.044	34.074	31.999	29.910	25.061			
20	2'31.079 P	36.834	38.173	34.550	41.522	201.5	2	1'53.690	29.324	30.217	29.119	25.030	206.1		
27th 99 Danny WEBB Mahindra Racing GBR						3	2'09.566 P	29.763	32.411	30.185	37.207	212.3			
		Runs=3	Total laps=12	Full laps=7	4	11'56.746	10'30.733	31.767	29.431	24.815					
1	2'01.013	36.181	30.616	29.498	24.718		5	1'52.723	28.838	29.857	29.100	24.928	209.6		
2	1'52.344	28.742	29.719	29.003	24.880	211.2	6	1'53.106	29.121	29.842	29.221	24.922	207.3		
3	1'52.530	28.880	29.879	28.904	24.867	209.1	7	2'03.359	31.519	35.404	31.230	25.206	207.9		
4	2'13.557 P	31.543	31.112	32.710	38.192	207.4	8	1'55.683	31.493	30.348	29.079	24.763	205.1		
5	11'50.412	10'22.965	31.555	30.474	25.418		9	1'52.070	28.990	29.737	28.877	24.466	208.0		
6	1'50.990	28.635	29.349	28.528	24.478	203.3									
7	1'51.684	28.586	29.698	28.684	24.716	208.3									
8	2'11.999	37.663	38.431	30.076	25.829	205.0									
9	1'52.628	29.429	29.692	28.793	24.714	199.8									
10	1'51.897	28.547	29.412	28.980	24.958	208.0									

Fastest Lap: Sandro CORTESE Red Bull KTM Ajo GER 1'48.545 27.833 28.832 28.203 23.677

These data/results cannot be reproduced, stored and/or transmitted in whole or in part by any manner of electronic, mechanical, photocopying, recording, broadcasting or otherwise now known or herein after developed without the previous express consent by the copyright owner, except for reproduction in daily press and regular printed publications on sale to the public within 60 days of the event related to those data/results and always provided that copyright symbol appears together as follows below.
© DORNA, 2012



Qualifying Practice

Moto3

Lap	Lap Time	T1	T2	T3	T4	Speed	Lap	Lap Time	T1	T2	T3	T4	Speed
10	1'52.210	28.839	29.728	28.818	24.825	210.3							
11	2'05.296 P	29.007	30.476	29.901	35.912	208.5							
12	5'48.232	4'15.061	31.344	36.169	25.658								
13	1'53.080	29.186	30.003	29.116	24.775	208.5							
14	1'52.084	28.799	29.711	28.865	24.709	210.1							
15	2'10.483	29.588	39.389	34.456	27.050	214.1							
16	2'09.650	29.198	38.635	33.443	28.374	216.5							
17	1'52.155	28.864	29.776	29.027	24.488	214.8							
18	1'52.562	28.801	29.737	29.003	25.021	213.4							
19	2'32.786 P	34.149	40.677	36.698	41.262	207.7							

32nd **51** Kenta FUJII Technomag-CIP-TSR JPN

Runs=3 Total laps=19 Full laps=13

1	1'59.183	32.604	31.808	30.092	24.679								
2	1'54.375	29.375	30.451	29.839	24.710	218.7							
3	1'52.877	29.066	30.217	29.289	24.305	209.7							
4	2'19.491 P	29.301	35.781	33.034	41.375	220.0							
5	10'01.356	8'34.784	31.742	30.065	24.765								
6	1'53.620	28.934	30.392	29.691	24.603	214.5							
7	1'53.628	29.291	30.190	29.433	24.714	214.3							
8	1'58.242	30.239	33.885	29.704	24.414	214.6							
9	1'54.253	29.067	31.159	29.583	24.444	216.0							
10	1'52.576	28.572	30.021	29.542	24.441	217.7							
11	1'53.371	29.369	29.875	29.604	24.523	217.2							
12	1'53.112	28.843	30.189	29.461	24.619	214.8							
13	2'07.031 P	30.013	33.485	30.979	32.554	216.3							
14	8'01.098	6'30.318	35.225	30.359	25.196								
15	1'53.849	29.123	30.278	29.695	24.753	210.9							
16	1'58.442	29.177	31.013	32.090	26.162	215.6							
17	1'52.987	28.890	30.023	29.416	24.658	214.3							
18	1'52.852	28.722	30.182	29.404	24.544	214.3							
19	2'09.966 P	31.563	33.717	31.694	32.992	218.4							

33rd **20** Riccardo MORETTI Mahindra Racing ITA

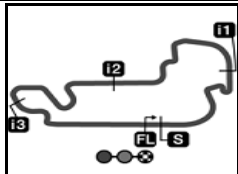
Runs=4 Total laps=16 Full laps=8

1	2'04.819	37.460	31.701	30.315	25.343								
2	1'55.361	29.297	30.997	29.977	25.090	207.9							
3	1'53.838	29.095	30.676	29.395	24.672	212.3							
4	2'07.221 P	29.628	30.216	31.121	36.256	209.1							
5	10'44.733	9'17.892	31.092	30.856	24.893								
6	1'53.898	29.254	30.218	29.365	25.061	210.2							
7	2'06.182 P	29.278	30.602	29.676	36.626	207.0							
8	6'54.044	5'24.676	31.160	30.509	27.699								
9	2'09.546 P	30.535	32.713	30.904	35.394	205.4							
10	7'24.935	5'52.222	32.452	33.185	27.076								
11	1'53.883	29.166	30.124	29.683	24.910	207.4							
12	2'01.655	28.914	31.743	30.821	30.177	212.4							
13	2'17.523	28.712	34.643	43.466	30.702	215.9							
14	1'52.791	28.948	29.789	29.344	24.710	205.8							
15	1'52.456	28.678	29.817	29.070	24.891	213.6							
16	2'08.597 P	31.956	33.496	31.421	31.724	211.0							

Fastest Lap: Sandro CORTESE Red Bull KTM Ajo GER **1'48.545** 27.833 28.832 28.203 23.677

These data/results cannot be reproduced, stored and/or transmitted in whole or in part by any manner of electronic, mechanical, photocopying, recording, broadcasting or otherwise now known or herein after developed without the previous express consent by the copyright owner, except for reproduction in daily press and regular printed publications on sale to the public within 60 days of the event related to those data/results and always provided that copyright symbol appears together as follows below.
© DORNA, 2012





RED BULL INDIANAPOLIS GRAND PRIX
Provisional Starting Grid

4216 m.

Race : 23 laps = 96.968 km



1	3 1'48.643 25 Maverick VIÑALES FTR Honda	2 1'48.628 52 Danny KENT KTM	1 1'48.545 11 Sandro CORTESE KTM
2	6 1'49.045 42 Alex RINS Suter Honda	5 1'49.024 63 Zulfahmi KHAIRUDDIN KTM	4 1'48.990 39 Luis SALOM Kalex KTM
3	9 1'49.332 23 Alberto MONCAYO FTR Honda	8 1'49.324 5 Romano FENATI FTR Honda	7 1'49.074 7 Efen VAZQUEZ FTR Honda
4	12 1'49.492 10 Alexis MASBOU Honda	11 1'49.397 44 Miguel OLIVEIRA Suter Honda	10 1'49.334 84 Jakub KORNFEIL FTR Honda
5	15 1'49.656 94 Jonas FOLGER Kalex KTM	14 1'49.610 96 Louis ROSSI FTR Honda	13 1'49.605 19 Alessandro TONUCCI FTR Honda
6	18 1'50.056 8 Jack MILLER Honda	17 1'49.986 41 Brad BINDER Kalex KTM	16 1'49.797 32 Isaac VIÑALES FTR Honda
7	21 1'50.249 26 Adrian MARTIN FTR Honda	20 1'50.184 12 Alex MARQUEZ Suter Honda	19 1'50.066 89 Alan TECHER TSR Honda

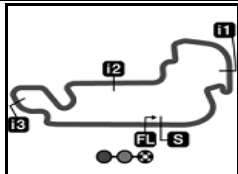
The results are provisional until the end of the limit for protest and appeals and until the ratification of the Event Management Committee.

Time limit for protest expires 60' at the latest after publication of the results - Mr. Time:

These data/results cannot be reproduced, stored and/or transmitted in whole or in part by any manner of electronic, mechanical, photocopying, recording, broadcasting or otherwise now known or herein after developed without the previous express consent by the copyright owner, except for reproduction in daily press and regular printed publications on sale to the public within 60 days of the event related to those data/results and always provided that copyright symbol appears together as follows below.

© DORNA, 2012





RED BULL INDIANAPOLIS GRAND PRIX
Provisional Starting Grid

4216 m.

Race : 23 laps = 96.968 km

8	<p>24 1'50.443 31 Niklas AJO KTM</p>	<p>23 1'50.412 61 Arthur SISIS KTM</p>	<p>22 1'50.336 53 Jasper IWEMA FGR Honda</p>
9	<p>27 1'50.990 99 Danny WEBB Mahindra</p>	<p>26 1'50.936 3 Luigi MORCIANO Ioda</p>	<p>25 1'50.483 27 Niccolò ANTONELLI FTR Honda</p>
10	<p>30 1'51.908 9 Toni FINSTERBUSCH Honda</p>	<p>29 1'51.407 55 Hector FAUBEL Kalex KTM</p>	<p>28 1'51.073 30 Giulian PEDONE Suter Honda</p>
11	<p>33 1'52.791 20 Riccardo MORETTI Mahindra</p>	<p>32 1'52.576 51 Kenta FUJII TSR Honda</p>	<p>31 1'52.070 80 Armando PONTONE Ioda</p>

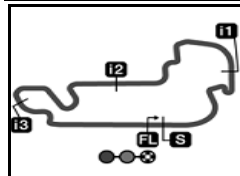
The results are provisional until the end of the limit for protest and appeals and until the ratification of the Event Management Committee.

Time limit for protest expires 60' at the latest after publication of the results - Mr. Time:

These data/results cannot be reproduced, stored and/or transmitted in whole or in part by any manner of electronic, mechanical, photocopying, recording, broadcasting or otherwise now known or herein after developed without the previous express consent by the copyright owner, except for reproduction in daily press and regular printed publications on sale to the public within 60 days of the event related to those data/results and always provided that copyright symbol appears together as follows below.

© DORNA, 2012





4216 m.

RED BULL INDIANAPOLIS GRAND PRIX

After the Qualifying Practice
Event Best Maximum Speed

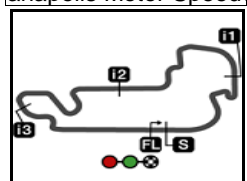


<i>Rider</i>	<i>Nation Team</i>	<i>Motorcycle</i>	<i>Km/h</i>	
61 Arthur SISSIS	AUS Red Bull KTM Ajo	KTM	229.0	Qualifying Practice
39 Luis SALOM	SPA RW Racing GP	KALEX KTM	228.7	Free Practice Nr. 1
63 Zulfahmi KHAIRUDDIN	MAL AirAsia-Sic-Ajo	KTM	228.1	Free Practice Nr. 3
41 Brad BINDER	RSA RW Racing GP	KALEX KTM	228.0	Free Practice Nr. 3
55 Hector FAUBEL	SPA Mapfre Aspar Team Moto3	KALEX KTM	226.7	Free Practice Nr. 3
52 Danny KENT	GBR Red Bull KTM Ajo	KTM	226.3	Free Practice Nr. 3
42 Alex RINS	SPA Estrella Galicia 0,0	SUTER HONDA	226.0	Free Practice Nr. 2
89 Alan TECHER	FRA Technomag-CIP-TSR	TSR HONDA	226.0	Free Practice Nr. 2
10 Alexis MASBOU	FRA Caretta Technology	HONDA	226.0	Free Practice Nr. 3
23 Alberto MONCAYO	SPA Andalucia JHK Laglisse	FTR HONDA	225.7	Free Practice Nr. 3
25 Maverick VIÑALES	SPA Blusens Avintia	FTR HONDA	225.5	Free Practice Nr. 1
5 Romano FENATI	ITA Team Italia FMI	FTR HONDA	225.5	Qualifying Practice
11 Sandro CORTESE	GER Red Bull KTM Ajo	KTM	224.7	Free Practice Nr. 2
7 Efren VAZQUEZ	SPA JHK Laglisse	FTR HONDA	224.1	Qualifying Practice
53 Jasper IWEMA	NED Moto FGR	FGR HONDA	224.0	Qualifying Practice
27 Niccolò ANTONELLI	ITA San Carlo Gresini Moto3	FTR HONDA	223.8	Free Practice Nr. 2
51 Kenta FUJII	JPN Technomag-CIP-TSR	TSR HONDA	223.5	Free Practice Nr. 3
96 Louis ROSSI	FRA Racing Team Germany	FTR HONDA	223.5	Qualifying Practice
12 Alex MARQUEZ	SPA Ambrogio Next Racing	SUTER HONDA	223.4	Free Practice Nr. 2
31 Niklas AJO	FIN TT Motion Events Racing	KTM	223.3	Free Practice Nr. 2
19 Alessandro TONUCCI	ITA Team Italia FMI	FTR HONDA	223.0	Free Practice Nr. 3
32 Isaac VIÑALES	SPA Ongetta-Centro Seta	FTR HONDA	222.5	Free Practice Nr. 2
26 Adrian MARTIN	SPA JHK Laglisse	FTR HONDA	222.5	Free Practice Nr. 1
8 Jack MILLER	AUS Caretta Technology	HONDA	222.1	Free Practice Nr. 3
84 Jakub KORNFEIL	CZE Redox-Ongetta-Centro Seta	FTR HONDA	221.9	Free Practice Nr. 3
94 Jonas FOLGER	GER Mapfre Aspar Team Moto3	KALEX KTM	221.8	Free Practice Nr. 3
3 Luigi MORCIANO	ITA Ioda Team Italia	IODA	221.8	Free Practice Nr. 3
44 Miguel OLIVEIRA	POR Estrella Galicia 0,0	SUTER HONDA	221.6	Free Practice Nr. 3
30 Giulian PEDONE	SWI Ambrogio Next Racing	SUTER HONDA	221.3	Qualifying Practice
9 Toni FINSTERBUSCH	GER MZ Racing	HONDA	220.2	Qualifying Practice
80 Armando PONTONE	ITA IodaRacing Project	IODA	216.9	Free Practice Nr. 2
20 Riccardo MORETTI	ITA Mahindra Racing	MAHINDRA	216.5	Free Practice Nr. 2
99 Danny WEBB	GBR Mahindra Racing	MAHINDRA	216.5	Free Practice Nr. 3

These data/results cannot be reproduced, stored and/or transmitted in whole or in part by any manner of electronic, mechanical, photocopying, recording, broadcasting or otherwise now known or herein after developed without the previous express consent by the copyright owner, except for reproduction in daily press and regular printed publications on sale to the public within 60 days of the event related to those data/results and always provided that copyright symbol appears together as follows below.

© DORNA, 2012





4216 m.

RED BULL INDIANAPOLIS GRAND PRIX

Qualifying Practice

Best Partial Times

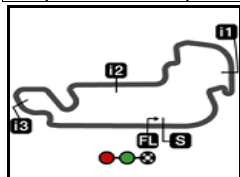
IT Ideal Lap Time, sum of the best partial times

BT Best Lap Time

T1		T2		T3		T4				IT		BT	
Pos	Rider	Time	Rider	Time	Rider	Time	Rider	Time	Pos	Rider	IT	BT	
1	S.CORTESE	27.688	S.CORTESE	28.688	M.VIÑALES	28.044	D.KENT	23.614	1	S.CORTESE	1'48.256	1'48.545	(1)
2	D.KENT	27.723	E.VAZQUEZ	28.864	A.RINS	28.066	E.VAZQUEZ	23.649	2	D.KENT	1'48.446	1'48.628	(2)
3	E.VAZQUEZ	27.744	M.VIÑALES	28.916	L.SALOM	28.155	S.CORTESE	23.677	3	E.VAZQUEZ	1'48.448	1'49.074	(7)
4	L.SALOM	27.769	M.OLIVEIRA	28.924	D.KENT	28.174	R.FENATI	23.710	4	M.VIÑALES	1'48.595	1'48.643	(3)
5	M.VIÑALES	27.844	D.KENT	28.935	E.VAZQUEZ	28.191	A.MONCAYO	23.722	5	L.SALOM	1'48.644	1'48.990	(4)
6	Z.KHAIRUDDIN	27.853	L.SALOM	28.959	S.CORTESE	28.203	Z.KHAIRUDDIN	23.725	6	A.RINS	1'48.774	1'49.045	(6)
7	R.FENATI	27.912	A.RINS	28.972	J.KORNFEIL	28.229	A.MASBOU	23.730	7	Z.KHAIRUDDIN	1'48.896	1'49.024	(5)
8	A.RINS	27.931	J.KORNFEIL	28.997	Z.KHAIRUDDIN	28.239	L.SALOM	23.761	8	A.MONCAYO	1'49.177	1'49.332	(9)
9	A.TONUCCI	27.975	L.ROSSI	29.055	A.MONCAYO	28.278	M.VIÑALES	23.791	9	J.KORNFEIL	1'49.226	1'49.334	(10)
10	A.MASBOU	27.979	R.FENATI	29.071	J.FOLGER	28.335	A.SISSIS	23.799	10	M.OLIVEIRA	1'49.237	1'49.397	(11)
11	J.FOLGER	27.980	Z.KHAIRUDDIN	29.079	A.MARQUEZ	28.339	A.TECHER	23.800	11	R.FENATI	1'49.272	1'49.324	(8)
12	A.MARTIN	27.993	J.FOLGER	29.117	B.BINDER	28.374	A.RINS	23.805	12	A.MASBOU	1'49.360	1'49.492	(12)
13	M.OLIVEIRA	28.014	I.VIÑALES	29.125	M.OLIVEIRA	28.396	A.TONUCCI	23.816	13	A.TECHER	1'49.388	1'50.066	(19)
14	I.VIÑALES	28.017	A.TECHER	29.126	A.TECHER	28.396	B.BINDER	23.825	14	B.BINDER	1'49.392	1'49.986	(17)
15	A.MONCAYO	28.031	A.MARQUEZ	29.129	A.MASBOU	28.403	N.ANTONELLI	23.898	15	J.FOLGER	1'49.445	1'49.656	(15)
16	J.KORNFEIL	28.037	B.BINDER	29.140	L.ROSSI	28.410	M.OLIVEIRA	23.903	16	L.ROSSI	1'49.506	1'49.610	(14)
17	B.BINDER	28.053	A.MONCAYO	29.146	J.MILLER	28.478	I.VIÑALES	23.908	17	A.MARQUEZ	1'49.513	1'50.184	(20)
18	A.TECHER	28.066	A.TONUCCI	29.212	I.VIÑALES	28.519	A.MARQUEZ	23.948	18	A.TONUCCI	1'49.548	1'49.605	(13)
19	L.ROSSI	28.085	A.MARTIN	29.238	D.WEBB	28.528	L.ROSSI	23.956	19	I.VIÑALES	1'49.569	1'49.797	(16)
20	A.MARQUEZ	28.097	A.MASBOU	29.248	A.TONUCCI	28.545	J.KORNFEIL	23.963	20	A.MARTIN	1'49.934	1'50.249	(21)
21	A.SISSIS	28.128	J.MILLER	29.272	J.IWEMA	28.547	H.FAUBEL	23.994	21	A.SISSIS	1'49.947	1'50.412	(23)
22	J.IWEMA	28.177	A.SISSIS	29.285	A.MARTIN	28.562	J.MILLER	24.011	22	J.MILLER	1'50.056	1'50.056	(18)
23	N.ANTONELLI	28.218	N.AJO	29.293	R.FENATI	28.579	N.AJO	24.011	23	N.ANTONELLI	1'50.068	1'50.483	(25)
24	J.MILLER	28.295	N.ANTONELLI	29.300	G.PEDONE	28.599	J.FOLGER	24.013	24	J.IWEMA	1'50.133	1'50.336	(22)

These data/results cannot be reproduced, stored and/or transmitted in whole or in part by any manner of electronic, mechanical, photocopying, recording, broadcasting or otherwise now known or herein after developed without the previous express consent by the copyright owner, except for reproduction in daily press and regular printed publications on sale to the public within 60 days of the event related to those data/results and always provided that copyright symbol appears together as follows below.
© DORNA, 2012





4216 m.

RED BULL INDIANAPOLIS GRAND PRIX

Qualifying Practice

Best Partial Times

IT Ideal Lap Time, sum of the best partial times

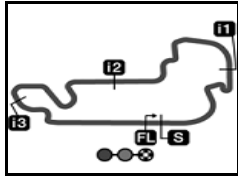
BT Best Lap Time

<i>T1</i>		<i>T2</i>		<i>T3</i>		<i>T4</i>				<i>IT</i>	<i>BT</i>	
<i>Pos</i>	<i>Rider</i>	<i>Time</i>	<i>Rider</i>	<i>Time</i>	<i>Rider</i>	<i>Time</i>	<i>Rider</i>	<i>Time</i>	<i>Pos</i>	<i>Rider</i>		
25	L.MORCIANO	28.316	D.WEBB	29.349	N.AJO	28.612	J.IWEMA	24.018	25	N.AJO	1'50.280	1'50.443 (24)
26	H.FAUBEL	28.326	G.PEDONE	29.389	L.MORCIANO	28.613	T.FINSTERBUSC	24.081	26	H.FAUBEL	1'50.428	1'51.407 (29)
27	N.AJO	28.364	J.IWEMA	29.391	N.ANTONELLI	28.652	A.MARTIN	24.141	27	L.MORCIANO	1'50.614	1'50.936 (26)
28	D.WEBB	28.547	L.MORCIANO	29.414	H.FAUBEL	28.686	G.PEDONE	24.246	28	G.PEDONE	1'50.813	1'51.073 (28)
29	K.FUJII	28.572	H.FAUBEL	29.422	A.SISSIS	28.735	L.MORCIANO	24.271	29	D.WEBB	1'50.902	1'50.990 (27)
30	G.PEDONE	28.579	A.PONTONE	29.711	A.PONTONE	28.818	K.FUJII	24.305	30	T.FINSTERBU	1'51.607	1'51.908 (30)
31	R.MORETTI	28.678	R.MORETTI	29.789	T.FINSTERBUSC	29.019	A.PONTONE	24.466	31	A.PONTONE	1'51.794	1'52.070 (31)
32	T.FINSTERBUSC	28.689	T.FINSTERBUSC	29.818	R.MORETTI	29.070	D.WEBB	24.478	32	K.FUJII	1'52.041	1'52.576 (32)
33	A.PONTONE	28.799	K.FUJII	29.875	K.FUJII	29.289	R.MORETTI	24.672	33	R.MORETTI	1'52.209	1'52.791 (33)

These data/results cannot be reproduced, stored and/or transmitted in whole or in part by any manner of electronic, mechanical, photocopying, recording, broadcasting or otherwise now known or herein after developed without the previous express consent by the copyright owner, except for reproduction in daily press and regular printed publications on sale to the public within 60 days of the event related to those data/results and always provided that copyright symbol appears together as follows below.
© DORNA, 2012


Official MotoGP Timing by **TISSOT**
www.motogp.com





4216 m.

RED BULL INDIANAPOLIS GRAND PRIX**Qualifying Practice****Fastest Laps Sequence**

<i>Practice Time</i>	 <i>Rider</i>	<i>Nation</i>	<i>Motorcycle</i>	<i>Time</i>	<i>Km/h</i>	<i>Rider's Lap</i>
3'50.146	84 Jakub KORNFEIL	CZE	FTR HONDA	1'51.775	135.787	2
3'50.465	41 Brad BINDER	RSA	KALEX KTM	1'51.002	136.732	2
3'59.945	44 Miguel OLIVEIRA	POR	SUTER HONDA	1'50.374	137.510	2
4'44.476	11 Sandro CORTESE	GER	KTM	1'49.977	138.007	2
20'09.603	25 Maverick VIÑALES	SPA	FTR HONDA	1'49.526	138.575	6
21'58.657	25 Maverick VIÑALES	SPA	FTR HONDA	1'49.054	139.175	7
21'58.740	39 Luis SALOM	SPA	KALEX KTM	1'48.990	139.256	7
24'06.956	52 Danny KENT	GBR	KTM	1'48.703	139.624	8
38'10.339	52 Danny KENT	GBR	KTM	1'48.628	139.720	12
47'16.426	11 Sandro CORTESE	GER	KTM	1'48.545	139.827	14

These data/results cannot be reproduced, stored and/or transmitted in whole or in part by any manner of electronic, mechanical, photocopying, recording, broadcasting or otherwise now known or herein after developed without the previous express consent by the copyright owner, except for reproduction in daily press and regular printed publications on sale to the public within 60 days of the event related to those data/results and always provided that copyright symbol appears together as follows below.

© DORNA, 2012

Official MotoGP Timing by **TISSOT**
www.motogp.com



Indianapolis, Saturday, August 18, 2012