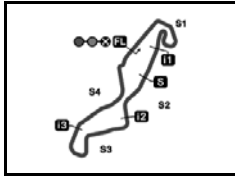


Assen

Computerised results and timing service provided by **TISSOT****Moto3**

4542 m.

IVECO TT ASSEN

Qualifying Practice

Classification

10

	Rider	Nation	Team	Motorcycle	Time	Lap	Total	Gap	Top Speed
1	11 Sandro CORTESE	GER	Red Bull KTM Ajo	KTM	1'43.645	15	15		206.8
2	52 Danny KENT	GBR	Red Bull KTM Ajo	KTM	1'43.894	19	19	0.249 0.249	206.5
3	27 Niccolò ANTONELLI	ITA	San Carlo Gresini Moto3	FTR HONDA	1'43.988	17	17	0.343 0.094	206.0
4	55 Hector FAUBEL	SPA	Bankia Aspar Team	KALEX KTM	1'44.074	17	17	0.429 0.086	204.9
5	31 Niklas AJO	FIN	TT Motion Events Racing	KTM	1'44.097	17	17	0.452 0.023	205.1
6	25 Maverick VIÑALES	SPA	Blusens Avintia	FTR HONDA	1'44.178	18	19	0.533 0.081	200.7
7	10 Alexis MASBOU	FRA	Caretta Technology	HONDA	1'44.273	12	15	0.628 0.095	205.8
8	44 Miguel OLIVEIRA	POR	Estrella Galicia 0,0	SUTER HONDA	1'44.311	10	18	0.666 0.038	206.5
9	84 Jakub KORNFEIL	CZE	Redox-Ongetta-Centro Seta	FTR HONDA	1'44.329	13	20	0.684 0.018	202.4
10	39 Luis SALOM	SPA	RW Racing GP	KALEX KTM	1'44.376	11	18	0.731 0.047	204.2
11	23 Alberto MONCAYO	SPA	Bankia Aspar Team	KALEX KTM	1'44.408	15	18	0.763 0.032	202.1
12	96 Louis ROSSI	FRA	Racing Team Germany	FTR HONDA	1'44.451	17	17	0.806 0.043	206.1
13	61 Arthur SISSIS	AUS	Red Bull KTM Ajo	KTM	1'44.533	15	18	0.888 0.082	205.1
14	89 Alan TECHER	FRA	Technomag-CIP-TSR	TSR HONDA	1'44.534	12	20	0.889 0.001	203.6
15	19 Alessandro TONUCCI	ITA	Team Italia FMI	FTR HONDA	1'44.541	10	19	0.896 0.007	205.9
16	42 Alex RINS	SPA	Estrella Galicia 0,0	SUTER HONDA	1'44.542	13	20	0.897 0.001	205.2
17	5 Romano FENATI	ITA	Team Italia FMI	FTR HONDA	1'44.561	10	19	0.916 0.019	203.7
18	63 Zulfahmi KHAIRUDDIN	MAL	AirAsia-Sic-Ajo	KTM	1'44.750	16	16	1.105 0.189	207.3
19	41 Brad BINDER	RSA	RW Racing GP	KALEX KTM	1'44.826	14	17	1.181 0.076	205.9
20	99 Danny WEBB	GBR	Mahindra Racing	MAHINDRA	1'45.174	14	17	1.529 0.348	201.5
21	26 Adrian MARTIN	SPA	JHK Laglisse	FTR HONDA	1'45.254	10	18	1.609 0.080	205.1
22	40 Julian MIRALLES	SPA	MIR Racing	HONDA	1'45.280	16	19	1.635 0.026	201.3
23	9 Toni FINSTERBUSCH	GER	Cresto Guide MZ Racing	HONDA	1'45.391	14	15	1.746 0.111	201.9
24	7 Efren VAZQUEZ	SPA	JHK Laglisse	FTR HONDA	1'45.420	3	13	1.775 0.029	208.7
25	21 Ivan MORENO	SPA	Andalucia JHK Laglisse	FTR HONDA	1'45.596	19	19	1.951 0.176	202.8
26	32 Isaac VIÑALES	SPA	Ongetta-Centro Seta	FTR HONDA	1'45.697	14	16	2.052 0.101	204.4
27	15 Simone GROTZKYJ	ITA	Ambrogio Next Racing	SUTER HONDA	1'45.955	10	18	2.310 0.258	202.2
28	22 Bryan SCHOUTEN	NED	Dutch Racing Team	HONDA	1'45.981	20	20	2.336 0.026	202.3
29	3 Luigi MORCIANO	ITA	Ioda Team Italia	IODA	1'46.027	19	20	2.382 0.046	196.8
30	77 Marcel SCHROTTER	GER	Mahindra Racing	MAHINDRA	1'46.059	14	16	2.414 0.032	199.4
31	53 Jasper IWEMA	NED	Moto FGR	FGR HONDA	1'46.173	17	17	2.528 0.114	201.3
32	30 Giulian PEDONE	SWI	Ambrogio Next Racing	SUTER HONDA	1'46.883	12	18	3.238 0.710	198.0
33	8 Jack MILLER	AUS	Caretta Technology	HONDA	1'47.277	4	5	3.632 0.394	203.4
34	51 Kenta FUJII	JPN	Technomag-CIP-TSR	TSR HONDA	1'47.419	19	19	3.774 0.142	203.7
Not qualified (Out 107%)					1'50.900				
*	94 Jonas FOLGER	GER	IodaRacing Project	IODA	1'51.731	2	3	8.086 4.312	193.2

Practice condition: **Dry**

Air: 21°

Humidity: 59%

Ground: 28°

Fastest Lap:	Lap: 15	Sandro CORTESE	1'43.645	157.761 Km/h
Circuit Record Lap:		New category		
Circuit Best Lap:	2012	Sandro CORTESE	1'43.645	157.761 Km/h

* Have qualified for the race having achieved a time within 107 % of the fastest rider in a free practice session.

The results are provisional until the end of the limit for protest and appeals.

Time limit for protest expires 60' after publication of the results - Mr. Time:

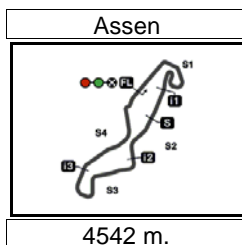
These data/results cannot be reproduced, stored and/or transmitted in whole or in part by any manner of electronic, mechanical, photocopying, recording, broadcasting or otherwise now known or herein after developed without the previous express consent by the copyright owner, except for reproduction in daily press and regular printed publications on sale to the public within 60 days of the event related to those data/results and always provided that copyright symbol appears together as follows below.

© DORNA, 2012

Official MotoGP Timing by **TISSOT**
www.motogp.com

Assen, Friday, June 29, 2012





Computerised results and timing service provided by **TISSOT**

Moto3

IVECO TT ASSEN Qualifying Practice Top Speed & Average

11



Rider	Nation	Motorcycle	Top 5 speeds					Average	Top
7 Efren VAZQUEZ	SPA	FTR HONDA	208.7	204.7	204.5	204.2	203.7	205.2	208.7
63 Zulfahmi KHAIRUDDIN	MAL	KTM	207.3	206.8	206.6	205.1	204.4	206.0	207.3
11 Sandro CORTESE	GER	KTM	206.8	205.6	205.1	203.0	201.0	204.3	206.8
44 Miguel OLIVEIRA	POR	SUTER HONDA	206.5	202.4	201.2	200.6	200.4	202.2	206.5
52 Danny KENT	GBR	KTM	206.5	205.1	204.3	203.7	202.8	204.5	206.5
96 Louis ROSSI	FRA	FTR HONDA	206.1	205.4	203.7	203.7	203.1	204.4	206.1
27 Niccolò ANTONELLI	ITA	FTR HONDA	206.0	205.4	204.5	204.5	204.2	204.9	206.0
41 Brad BINDER	RSA	KALEX KTM	205.9	205.7	205.1	203.7	203.5	204.8	205.9
19 Alessandro TONUCCI	ITA	FTR HONDA	205.9	204.9	204.6	204.5	202.7	204.5	205.9
10 Alexis MASBOU	FRA	HONDA	205.8	205.8	205.1	204.4	204.1	205.0	205.8
42 Alex RINS	SPA	SUTER HONDA	205.2	204.3	203.7	202.2	201.9	203.5	205.2
26 Adrian MARTIN	SPA	FTR HONDA	205.1	204.9	202.2	201.8	201.4	203.1	205.1
31 Niklas AJO	FIN	KTM	205.1	204.6	204.5	204.4	202.5	204.2	205.1
61 Arthur SISSIS	AUS	KTM	205.1	204.8	204.3	204.0	204.0	204.4	205.1
55 Hector FAUBEL	SPA	KALEX KTM	204.9	203.6	203.5	203.0	201.8	203.3	204.9
32 Isaac VIÑALES	SPA	FTR HONDA	204.4	203.6	202.4	201.2	200.7	202.5	204.4
39 Luis SALOM	SPA	KALEX KTM	204.2	203.7	203.1	202.7	202.7	203.3	204.2
5 Romano FENATI	ITA	FTR HONDA	203.7	202.6	202.5	201.0	201.0	202.2	203.7
51 Kenta FUJII	JPN	TSR HONDA	203.7	202.3	202.1	201.8	200.6	202.1	203.7
89 Alan TECHER	FRA	TSR HONDA	203.6	203.2	202.6	202.3	201.6	202.7	203.6
8 Jack MILLER	AUS	HONDA	203.4	202.1	197.5	196.9	132.4	186.5	203.4
21 Ivan MORENO	SPA	FTR HONDA	202.8	202.7	202.3	201.1	199.7	201.7	202.8
84 Jakub KORNFEIL	CZE	FTR HONDA	202.4	201.9	200.9	200.8	199.6	201.1	202.4
22 Bryan SCHOUTEN	NED	HONDA	202.3	200.9	199.7	199.2	198.6	200.1	202.3
15 Simone GROTZKYJ	ITA	SUTER HONDA	202.2	199.3	199.2	197.0	196.5	198.8	202.2
23 Alberto MONCAYO	SPA	KALEX KTM	202.1	202.0	202.0	201.2	200.3	201.5	202.1
9 Toni FINSTERBUSCH	GER	HONDA	201.9	200.8	200.2	199.2	198.6	200.2	201.9
99 Danny WEBB	GBR	MAHINDRA	201.5	197.5	196.9	196.9	196.8	197.9	201.5
40 Julian MIRALLES	SPA	HONDA	201.3	200.6	200.5	200.3	200.2	200.6	201.3
53 Jasper IWEMA	NED	FGR HONDA	201.3	201.2	200.9	199.6	198.9	200.1	201.3
25 Maverick VIÑALES	SPA	FTR HONDA	200.7	199.4	199.0	198.7	198.7	199.3	200.7
77 Marcel SCHROTTER	GER	MAHINDRA	199.4	199.2	198.9	198.7	198.4	198.9	199.4
30 Giulian PEDONE	SWI	SUTER HONDA	198.0	197.0	196.7	194.7	194.0	196.1	198.0
3 Luigi MORCIANO	ITA	IODA	196.8	195.6	195.4	195.3	194.9	195.6	196.8
94 Jonas FOLGER	GER	IODA	193.2	184.1	180.4			185.9	193.2

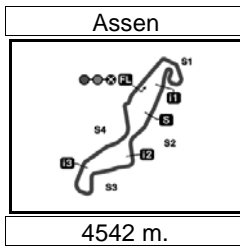
These data/results cannot be reproduced, stored and/or transmitted in whole or in part by any manner of electronic, mechanical, photocopying, recording, broadcasting or otherwise now known or herein after developed without the previous express consent by the copyright owner, except for reproduction in daily press and regular printed publications on sale to the public within 60 days of the event related to those data/results and always provided that copyright symbol appears together as follows below.

© DORNA, 2012

Official MotoGP Timing by **TISSOT**
www.motogp.com



Assen, Friday, June 29, 2012



Computerised results and timing service provided by **TISSOT**

Moto3

IVECO TT ASSEN

Qualifying Practice

Chronological Analysis of Performances

12

P Crossing the finish line in pit lane		T1 Time from finish line to 1st intermediate					T2 Time from 1st intermed. to 2nd intermed.					T3 Time from 2nd intermed. to 3rd intermed.					T4 Time from 3rd intermediate to finish line																																																																																																												
Lap	Lap Time	T1	T2	T3	T4	Speed	Lap	Lap Time	T1	T2	T3	T4	Speed	Lap	Lap Time	T1	T2	T3	T4	Speed																																																																																																									
1st	11	Sandro CORTESE Red Bull KTM Ajo GER					Runs=3 Total laps=15 Full laps=10					11	1'44.559	34.227	17.064	29.061	24.207	200.2	12	1'44.636	33.975	17.305	28.942	24.414	202.9	13	1'58.179 P	36.656	17.578	29.347	34.598	194.8	14	5'46.309	4'01.452	27.202	36.923	40.732	115.1	15	1'54.168	41.715	19.119	29.110	24.224	176.3	16	1'58.762	34.473	17.255	36.447	30.587	204.5	17	1'43.988	34.123	16.881	28.924	24.060	206.0																																																																	
2nd	52	Danny KENT Red Bull KTM Ajo GBR					Runs=3 Total laps=19 Full laps=14					4th	55	Hector FAUBEL Bankia Aspar Team SPA					Runs=3 Total laps=17 Full laps=12																																																																																																										
1	2'20.131	1'05.327	17.705	30.954	26.145	199.0	1	2'15.346	47.252	20.362	37.823	29.909	171.8	2	1'46.960	35.267	17.578	29.436	24.679	197.3	3	1'46.089	34.733	17.197	29.546	24.613	203.0	4	1'45.666	34.835	17.148	29.395	24.288	204.9	5	1'52.822 P	34.212	17.250	29.618	31.742	201.8	6	9'36.674	8'22.772	18.226	30.102	25.574	190.9	7	1'45.322	34.421	17.297	29.179	24.425	199.9	8	1'45.398	34.338	17.384	29.301	24.375	198.5	9	1'55.276	36.869	18.321	31.385	28.701	190.9	10	1'48.050	34.348	17.806	29.521	26.375	201.5	11	1'45.174	34.214	17.240	29.308	24.412	201.2	12	1'53.729 P	35.117	17.589	29.910	31.113	195.6	13	3'25.149	2'08.152	18.436	33.894	24.667	188.3	14	1'44.902	34.172	17.191	29.171	24.368	201.1	15	1'48.735	35.143	17.297	30.183	26.112	198.5	16	1'44.695	34.415	17.051	29.091	24.138	203.5	17	1'44.074	34.024	16.939	28.956	24.155	203.6
1	2'17.947	51.331	20.654	37.661	28.301	177.0	1	2'05.486	50.435	18.665	31.372	25.014	204.5	2	1'47.382	35.297	17.242	30.030	24.813	200.4	3	1'47.160	35.095	17.274	30.130	24.661	201.5	4	1'51.704	35.632	20.719	30.550	24.803	151.0	5	1'46.904	34.864	17.242	29.893	24.905	200.8	6	1'58.904 P	35.958	17.902	30.452	34.592	197.1	7	6'08.686	4'47.105	19.922	32.542	29.117	171.8	8	1'45.387	34.357	17.181	29.288	24.561	198.5	9	1'45.630	34.559	17.040	29.428	24.603	202.4	10	1'45.766	34.483	17.168	29.422	24.693	202.5	11	1'46.032	34.589	17.269	29.580	24.594	199.9	12	1'54.318 P	34.523	17.744	29.491	32.560	200.1	13	6'34.406	5'17.684	17.955	33.229	25.538	204.4	14	1'45.206	34.885	17.104	29.081	24.136	201.1	15	2'12.081	34.961	22.295	46.244	28.581	145.8	16	1'44.802	34.498	16.998	29.175	24.131	205.1	17	1'44.097	34.060	16.883	28.996	24.158	204.6
1	2'19.947	51.331	20.654	37.661	28.301	177.0	5th	31	Niklas AJO TT Motion Events Rac FIN					Runs=3 Total laps=17 Full laps=12																																																																																																															
2	1'46.418	34.691	17.586	29.472	24.669	203.1	1	3'04.205	1'49.717	17.681	31.942	24.865	196.5	2	1'45.618	34.843	17.241	29.188	24.346	198.7	3	1'45.101	34.445	17.038	29.234	24.384	205.4	4	1'44.963	34.419	16.973	29.156	24.415	202.9	5	1'45.459	33.989	16.790	29.310	25.370	204.2	6	1'58.182 P	34.760	17.568	29.443	36.411	197.9	7	7'42.875	6'05.222	20.362	40.783	36.508	157.7	8	1'45.681	35.068	17.120	29.035	24.458	201.2	9	1'44.993	34.418	17.000	29.024	24.551	201.1	10	1'44.402	33.969	17.119	28.785	24.529	204.5																																																	

Fastest Lap: Sandro CORTESE Red Bull KTM Ajo GER **1'43.645** 33.992 17.088 28.717 23.848

These data/results cannot be reproduced, stored and/or transmitted in whole or in part by any manner of electronic, mechanical, photocopying, recording, broadcasting or otherwise now known or herein after developed without the previous express consent by the copyright owner, except for reproduction in daily press and regular printed publications on sale to the public within 60 days of the event related to those data/results and always provided that copyright symbol appears together as follows below.
© DORNA, 2012



Qualifying Practice

Moto3

Lap	Lap Time	T1	T2	T3	T4	Speed	Lap	Lap Time	T1	T2	T3	T4	Speed
3	1'45.197	34.468	17.065	29.235	24.429	200.7	5	2'02.900	41.454	18.554	37.039	25.853	178.1
4	1'45.547	34.669	17.113	29.346	24.419	199.4	6	1'45.512	34.692	17.181	29.359	24.280	197.5
5	1'45.226	34.349	17.155	29.329	24.393	198.5	7	1'45.532	34.646	17.261	29.230	24.395	197.0
6	1'44.840	34.340	17.123	29.172	24.205	198.7	8	1'56.911 P	36.059	17.674	30.512	32.666	196.0
7	1'54.049 P	34.463	17.176	29.384	33.026	198.2	9	4'10.556	2'55.296	18.531	32.121	24.608	185.7
8	5'16.308	3'39.614	20.347	41.092	35.255	159.4	10	1'44.847	34.423	17.167	29.160	24.097	199.0
9	1'45.313	34.575	17.188	29.105	24.445	198.7	11	1'52.798	34.358	17.068	32.646	28.726	201.9
10	1'44.830	34.299	17.100	29.110	24.321	199.0	12	1'44.780	34.316	17.126	29.079	24.259	197.4
11	1'44.416	34.051	17.117	28.979	24.269	197.6	13	1'44.329	34.167	17.104	28.986	24.072	198.1
12	1'44.557	34.120	17.120	29.151	24.166	198.3	14	1'44.379	34.085	17.051	29.079	24.164	199.6
13	1'44.738	34.285	17.129	29.087	24.237	197.6	15	1'52.676	39.303	18.086	30.590	24.697	189.1
14	1'51.028 P	34.219	17.181	29.137	30.491	198.6	16	1'54.360 P	34.261	17.203	29.119	33.777	196.6
15	4'56.990	3'45.607	17.586	29.427	24.370	196.2	17	4'09.403	2'54.026	19.138	31.594	24.645	170.4
16	1'44.533	34.087	17.273	28.990	24.183	198.3	18	1'44.574	34.343	17.212	29.013	24.006	200.8
17	1'44.248	33.953	17.207	28.935	24.153	197.4	19	1'44.656	34.157	17.058	29.066	24.375	200.9
18	1'44.178	33.990	17.077	28.845	24.266	197.7	20	1'45.190	34.316	17.211	29.215	24.448	199.2
19	1'44.202	34.035	17.059	28.947	24.161	198.6							

7th	10	Alexis MASBOU	Caretta Technology	FRA	Runs=3	Total laps=15	Full laps=10
1	2'17.436	57.955	20.425	32.639	26.417	168.8	
2	1'47.937	34.947	17.785	30.389	24.816	199.6	
3	1'45.779	34.455	17.108	29.715	24.501	204.1	
4	1'45.044	34.187	17.007	29.574	24.276	205.8	
5	2'03.734 P	34.425	17.105	29.816	42.388	203.9	
6	9'22.003	7'42.035	20.904	41.784	37.280	158.9	
7	1'45.723	34.579	17.268	29.452	24.424	202.2	
8	1'44.941	34.094	17.026	29.442	24.379	203.7	
9	1'45.376	34.092	17.271	29.377	24.636	200.4	
10	2'01.124 P	35.599	17.915	31.228	36.382	197.4	
11	6'40.540	5'20.764	19.375	33.897	26.504	186.2	
12	1'44.273	34.079	16.944	29.111	24.139	205.8	
13	2'13.325	34.506	22.301	48.976	27.542	165.2	
14	1'45.345	34.506	17.007	29.391	24.441	204.4	
15	1'45.262	34.277	17.117	29.406	24.462	205.1	

8th	44	Miguel OLIVEIRA	Estrella Galicia 0,0	POR	Runs=3	Total laps=18	Full laps=13
1	2'16.124	1'01.509	17.725	30.872	26.018	197.3	
2	1'46.311	34.565	17.635	29.446	24.665	197.3	
3	1'46.083	34.863	17.114	29.361	24.745	201.2	
4	1'45.042	34.478	16.939	29.397	24.228	206.5	
5	1'45.275	34.469	16.954	29.392	24.460	200.6	
6	1'58.379 P	36.029	17.635	29.876	34.839	198.1	
7	6'08.700	4'52.097	18.497	31.550	26.556	180.0	
8	1'45.210	34.481	17.058	29.425	24.246	198.3	
9	1'48.558	38.276	16.994	29.166	24.122	199.4	
10	1'44.311	34.121	16.937	29.104	24.149	200.4	
11	1'44.663	34.156	17.054	29.300	24.153	202.4	
12	1'54.197 P	34.864	17.297	29.656	32.380	199.4	
13	6'01.200	4'50.208	17.344	29.537	24.111	196.6	
14	1'46.181	34.134	17.041	29.467	25.539	198.5	
15	1'49.292	38.060	17.230	29.684	24.318	197.7	
16	1'44.961	34.236	17.215	29.338	24.172	195.5	
17	1'44.894	34.257	17.129	29.215	24.293	196.9	
18	1'45.718	34.434	17.100	29.979	24.205	198.5	

9th	84	Jakub KORNFEIL	Redox-Ongetta-Centro	CZE	Runs=3	Total laps=20	Full laps=15
1	2'05.511	48.221	20.108	31.725	25.457	175.9	
2	1'47.876	35.454	17.312	29.848	25.262	198.9	
3	1'51.794	35.008	17.487	33.856	25.443	202.4	
4	1'46.152	34.854	17.247	29.389	24.662	197.3	

10th	39	Luis SALOM	RW Racing GP	SPA	Runs=3	Total laps=18	Full laps=13
1	2'18.730	48.522	20.018	40.110	30.080	176.1	
2	1'52.677	39.758	17.306	30.070	25.543	200.1	
3	1'47.129	35.342	17.307	29.711	24.769	198.5	
4	1'46.381	34.726	17.313	29.812	24.530	199.0	
5	1'47.017	35.117	17.444	29.761	24.695	197.8	
6	1'46.800	35.879	17.156	29.435	24.330	200.9	
7	1'59.526 P	37.188	17.367	30.021	34.950	199.1	
8	6'36.370	5'18.683	19.126	32.257	26.304	181.7	
9	1'44.978	34.610	17.021	29.198	24.149	203.7	
10	1'44.739	34.411	16.996	29.142	24.190	202.7	
11	1'44.376	34.244	16.970	29.076	24.086	201.6	
12	1'44.760	34.332	17.082	29.152	24.194	203.1	
13	1'56.862 P	35.343	17.691	30.050	33.778	197.1	
14	5'03.161	3'35.678	28.356	34.561	24.566	129.3	
15	1'45.058	34.627	16.906	29.259	24.266	204.2	
16	1'49.084	37.985	17.087	29.400	24.612	202.7	
17	1'49.204	37.051	17.067	29.814	25.272	202.7	
18	1'44.720	34.302	17.027	29.164	24.227	202.6	

11th	23	Alberto MONCAYO	Bankia Aspar Team	SPA	Runs=3	Total laps=18	Full laps=13
1	3'01.243	1'31.876	30.091	33.812	25.464	114.5	
2	1'47.048	34.962	17.488	29.823	24.775	197.5	
3	1'47.035	35.187	17.659	29.731	24.458	196.5	
4	1'46.013	34.684	17.288	29.496	24.545	201.2	
5	1'45.688	34.391	17.246	29.587	24.464	199.7	
6	1'45.729	34.421	17.382	29.525	24.401	197.8	
7	1'56.187 P	34.929	18.041	30.059	33.158	191.0	
8	4'32.781	3'11.550	20.093	35.394	25.744	171.7	
9	1'47.257	36.169	17.315	29.482	24.291	198.9	
10	1'45.723	34.041	17.280	29.197	25.205	200.3	
11	1'45.018	34.307	17.264	29.201	24.246	199.1	
12	1'51.324	35.821	17.974	31.881	25.648	188.7	
13	1'55.679 P	34.266	17.399	29.411	34.603	197.4	
14	5'33.155	4'18.410	17.468	30.654	26.623	197.9	
15	1'44.408	34.074	17.166	29.062	24.106	202.0	
16	2'11.259	34.660	20.998	41.647	33.954	166.7	
17	1'44.866	34.515	17.163	29.090	24.098	202.1	
18	1'44.592	34.117	17.045	29.143	24.287	202.0	

12th	96	Louis ROSSI	Racing Team German	FRA	Runs=3	Total laps=17	Full laps=12
1	2'18.180	1'03.477	18.498	31.007	25.198	192.7	
2	1'45.950	34.794	17.201	29.453	24.502	205.4	

Fastest Lap: Sandro CORTESE Red Bull KTM Ajo GER 1'43.645 33.992 17.088 28.717 23.848

These data/results cannot be reproduced, stored and/or transmitted in whole or in part by any manner of electronic, mechanical, photocopying, recording, broadcasting or otherwise now known or herein after developed without the previous express consent by the copyright owner, except for reproduction in daily press and regular printed publications on sale to the public within 60 days of the event related to those data/results and always provided that copyright symbol appears together as follows below.
© DORNA, 2012



Qualifying Practice

Moto3

Lap	Lap Time	T1	T2	T3	T4	Speed	Lap	Lap Time	T1	T2	T3	T4	Speed
3	1'45.530	34.523	17.048	29.599	24.360	201.9	2	1'48.294	35.043	17.459	30.998	24.794	198.7
4	1'45.295	34.596	17.076	29.353	24.270	206.1	3	1'47.255	35.200	17.490	29.930	24.635	198.8
5	1'44.811	34.351	16.925	29.068	24.467	203.7	4	1'46.437	34.811	17.484	29.530	24.612	197.2
6	1'58.102 P	34.608	17.582	30.541	25.371	198.1	5	1'46.022	34.718	17.168	29.486	24.650	204.6
7	7'01.995	5'39.620	23.822	33.372	25.181	136.4	6	1'45.571	34.493	17.159	29.494	24.425	202.5
8	1'46.878	35.075	17.385	29.753	24.665	197.3	7	1'56.006 P	35.024	17.676	30.123	33.183	195.9
9	1'48.614	34.832	19.692	29.768	24.322	183.6	8	5'10.172	3'33.478	21.557	40.168	34.969	135.1
10	1'45.203	34.408	16.990	29.511	24.294	203.7	9	1'47.733	36.033	18.502	28.941	24.257	185.4
11	1'55.256 P	34.341	17.312	29.482	34.121	197.6	10	1'44.541	34.378	17.161	28.906	24.096	201.5
12	6'31.133	5'19.563	17.486	29.639	24.445	198.6	11	1'44.869	34.147	17.103	28.838	24.781	202.0
13	1'44.718	34.197	17.134	29.253	24.134	199.9	12	1'44.591	34.299	17.103	28.998	24.191	204.5
14	1'44.870	34.246	17.089	29.068	24.467	202.8	13	1'44.953	34.107	17.254	29.227	24.365	204.9
15	1'46.302	35.432	17.213	29.109	24.548	201.6	14	1'45.846	34.639	17.316	29.386	24.505	198.3
16	2'07.342	34.190	18.196	46.636	28.320	198.3	15	1'56.903 P	37.338	17.755	30.143	31.667	192.3
17	1'44.451	34.125	16.966	29.170	24.190	203.1	16	3'40.770	2'13.286	26.867	32.171	28.446	101.2

13th 61 Arthur SISIS Red Bull KTM Ajo AUS
Runs=3 Total laps=18 Full laps=13

1	2'22.464	50.171	19.045	46.246	27.002	199.3
2	1'47.169	35.240	17.184	29.907	24.838	203.5
3	1'46.689	35.097	17.203	29.911	24.478	200.9
4	1'57.210 P	35.820	17.430	30.047	33.913	199.3
5	5'05.247	3'53.627	17.316	29.784	24.520	200.8
6	1'44.892	34.333	17.013	29.289	24.257	204.0
7	1'54.206	34.460	17.151	34.273	28.322	201.5
8	1'46.538	34.785	17.202	30.199	24.352	202.6
9	1'58.349 P	37.689	17.197	30.291	33.172	202.0
10	5'28.835	4'08.282	17.717	36.490	26.346	198.7
11	1'46.069	34.489	17.473	29.806	24.301	201.2
12	1'45.311	34.306	17.173	29.355	24.477	200.3
13	1'45.271	34.358	17.163	29.297	24.453	200.8
14	1'50.890	34.256	17.195	33.120	26.319	204.8
15	1'44.533	34.096	17.037	29.072	24.328	204.0
16	2'12.527	35.593	27.078	42.710	27.146	116.0
17	1'47.872	36.755	16.957	29.653	24.507	205.1
18	1'45.178	34.436	17.014	29.454	24.274	204.3

14th 89 Alan TECHER Technomag-CIP-TSR FRA
Runs=3 Total laps=20 Full laps=15

1	2'03.416	48.156	19.176	30.884	25.200	186.6
2	1'47.073	35.055	17.300	29.848	24.870	199.5
3	1'45.936	34.746	17.183	29.485	24.522	201.6
4	1'47.748	34.512	17.142	30.420	25.674	202.6
5	1'46.391	34.619	17.251	29.600	24.921	198.0
6	1'59.322 P	35.215	19.183	31.201	33.723	193.0
7	5'10.640	3'33.570	27.369	42.489	27.212	132.4
8	1'46.885	34.881	17.426	29.813	24.765	197.8
9	1'46.216	34.494	17.340	29.586	24.796	198.1
10	1'45.701	34.670	17.393	29.255	24.383	199.6
11	1'45.256	34.371	17.139	29.253	24.493	201.1
12	1'44.534	34.303	17.043	29.006	24.182	202.3
13	1'44.593	34.223	16.937	29.094	24.339	203.6
14	1'48.009	35.474	17.416	30.018	25.101	199.2
15	1'56.270 P	36.263	17.841	29.587	32.579	195.2
16	3'14.773	2'00.533	18.372	30.820	25.048	187.2
17	1'45.387	34.697	17.001	29.208	24.481	203.2
18	1'49.136	37.766	17.250	29.673	24.447	199.9
19	1'48.652	36.963	17.221	29.915	24.553	200.1
20	1'45.934	34.445	17.288	29.539	24.662	198.7

15th 19 Alessandro TONUC Team Italia FMI ITA
Runs=3 Total laps=19 Full laps=14

1	2'59.259	1'45.402	18.215	30.747	24.895	192.5
---	----------	----------	--------	--------	--------	-------

16th 42 Alex RINS Estrella Galicia 0,0 SPA
Runs=3 Total laps=20 Full laps=15

1	2'15.041	57.832	18.517	32.465	26.227	198.2
2	1'47.016	35.158	17.350	29.729	24.779	202.2
3	1'46.089	34.779	17.178	29.646	24.486	199.6
4	1'45.813	34.720	17.205	29.353	24.535	205.2
5	1'50.521	39.239	17.166	29.692	24.424	201.9
6	1'45.056	34.319	17.082	29.299	24.356	201.3
7	1'55.393 P	34.998	17.430	29.687	33.278	199.0
8	5'04.164	3'50.985	17.592	30.991	24.596	198.9
9	1'45.081	34.463	17.064	29.123	24.431	199.4
10	1'44.925	34.270	17.080	29.032	24.543	203.7
11	1'44.602	34.186	17.153	29.017	24.246	197.8
12	1'44.837	34.332	17.194	28.957	24.354	197.7
13	1'44.542	34.206	17.147	28.915	24.274	197.5
14	1'56.443 P	36.326	17.443	29.972	32.702	201.0
15	3'17.919	2'05.921	17.731	29.548	24.719	198.8
16	1'44.580	34.110	16.871	29.263	24.336	201.2
17	1'45.260	34.086	17.169	28.963	25.042	204.3
18	1'45.017	34.192	17.305	29.146	24.374	197.5
19	2'08.973	34.677	17.772	46.357	30.167	195.9
20	1'45.332	34.685	17.100	29.154	24.393	200.1

17th 5 Romano FENATI Team Italia FMI ITA
Runs=3 Total laps=19 Full laps=14

1	2'58.734	1'45.075	18.170	30.830	24.659	191.7
2	1'46.368	34.447	17.390	29.989	24.542	199.0
3	1'45.946	34.429	17.148	29.746	24.623	198.7
4	1'45.735	34.319	17.240	29.605	24.571	199.1
5	1'45.220	34.189	17.101	29.469	24.461	199.7
6	1'45.342	34.335	17.143	29.472	24.392	199.7
7	2'03.871 P	34.707	22.097	33.239	33.828	168.4
8	4'40.441	3'29.297	17.252	29.561	24.331	200.1
9	1'44.934	34.398	17.085	29.281	24.170	200.9
10	1'44.561	34.128	16.868	29.330	24.235	203.7
11	1'45.516	34.144	16.905	29.281	25.186	202.6
12	1'44.863	34.401	17.021	29.179	24.262	200.8
13	1'45.269	34.345	17.008	29.411	24.505	202.5
14	2'01.864 P	37.430	18.940	31.182	34.312	181.4
15	4'02.526	2'45.448	18.563	33.949	24.566	184.7
16	1'45.210	34.221	17.069	29.422	24.498	200.4
17	1'44.948	34.169	17.039	29.345	24.395	200.6
18	1'44.791	34.153	16.984	29.330	24.324	201.0
19	1'44.882	34.108	17.077	29.275	24.422	201.0

Fastest Lap: Sandro CORTESE Red Bull KTM Ajo GER 1'43.645 33.992 17.088 28.717 23.848

These data/results cannot be reproduced, stored and/or transmitted in whole or in part by any manner of electronic, mechanical, photocopying, recording, broadcasting or otherwise now known or herein after developed without the previous express consent by the copyright owner, except for reproduction in daily press and regular printed publications on sale to the public within 60 days of the event related to those data/results and always provided that copyright symbol appears together as follows below.
© DORNA, 2012



Qualifying Practice

Moto3

Lap	Lap Time	T1	T2	T3	T4	Speed	Lap	Lap Time	T1	T2	T3	T4	Speed
18th	63	Zulfahmi KHAIRUD AirAsia-Sic-Ajo MAL					2	1'47.392	35.049	17.503	30.040	24.800	197.3
		Runs=3 Total laps=16 Full laps=11					3	1'47.218	34.985	17.193	29.777	25.263	201.3
1	2'14.364	59.055	17.985	31.565	25.759	196.3	4	1'46.269	34.957	17.097	29.680	24.535	204.9
2	1'47.226	34.973	17.387	30.035	24.831	203.0	5	1'45.549	34.469	17.046	29.437	24.597	201.0
3	1'45.970	34.671	17.256	29.534	24.509	203.6	6	1'56.738 P	34.534	17.157	30.080	34.967	201.8
4	1'44.838	34.176	17.023	29.293	24.346	207.3	7	6'08.476	4'35.446	32.754	31.737	28.539	83.6
5	2'04.200 P	42.743	17.233	30.526	33.698	206.8	8	1'45.934	34.528	17.195	29.543	24.668	200.0
6	8'05.269	6'52.886	17.705	29.827	24.851	200.5	9	1'45.871	34.951	17.348	29.207	24.365	197.4
7	1'45.293	34.115	17.088	29.289	24.801	204.4	10	1'45.254	34.288	17.038	29.447	24.481	202.2
8	1'47.335	35.510	17.710	29.578	24.537	198.4	11	1'45.744	34.465	17.358	29.230	24.691	198.2
9	1'45.145	34.102	17.153	29.320	24.570	204.0	12	1'54.672 P	34.474	17.699	29.494	33.005	200.9
10	1'58.908 P	39.382	17.239	29.538	32.749	202.9	13	5'43.195	4'30.269	18.690	29.772	24.464	184.9
11	7'10.753	5'53.451	18.549	33.734	25.019	187.4	14	1'45.323	34.271	17.286	29.335	24.431	200.2
12	1'45.594	34.480	17.282	29.461	24.371	204.3	15	1'45.544	34.296	17.065	29.266	24.917	205.1
13	1'44.763	34.295	17.089	29.029	24.350	206.6	16	1'45.584	34.716	17.127	29.427	24.314	200.9
14	1'49.485	35.674	17.798	31.572	24.441	203.4	17	1'57.576	34.706	17.501	35.917	29.452	198.7
15	1'51.885	34.665	17.177	30.054	29.989	203.3	18	1'45.966	34.734	17.204	29.362	24.666	201.4
16	1'44.750	34.180	17.077	29.215	24.278	205.1							
19th	41	Brad BINDER RW Racing GP RSA											
		Runs=3 Total laps=17 Full laps=12											
1	2'04.210	41.446	24.148	30.892	27.724	108.8							
2	1'46.707	34.942	17.290	29.625	24.850	201.4							
3	1'45.751	34.657	17.202	29.439	24.453	203.5							
4	1'47.974	34.499	17.225	30.226	26.024	205.7							
5	1'46.624	34.753	17.176	29.892	24.803	203.7							
6	2'00.166 P	34.752	19.961	30.435	35.018	151.1							
7	6'29.248	5'15.451	18.075	30.507	25.215	194.2							
8	1'46.276	34.603	17.402	29.587	24.684	199.7							
9	1'45.771	34.426	17.366	29.298	24.681	200.4							
10	1'47.294	36.467	17.205	29.202	24.420	202.3							
11	1'45.810	34.472	17.436	29.399	24.503	199.3							
12	2'04.999 P	35.377	18.690	31.631	39.301	178.6							
13	6'31.113	5'14.040	18.448	33.848	24.777	182.7							
14	1'44.826	34.146	17.257	29.039	24.384	205.9							
15	1'46.261	34.576	17.271	29.618	24.796	201.3							
16	1'51.635	40.657	17.149	29.511	24.318	203.3							
17	1'44.853	34.222	17.038	29.308	24.285	205.1							
20th	99	Danny WEBB Mahindra Racing GBR											
		Runs=3 Total laps=17 Full laps=12											
1	3'01.600	1'35.291	24.954	35.067	26.288	116.4							
2	1'47.968	35.302	17.654	29.979	25.033	191.6							
3	1'48.759	36.000	17.642	30.106	25.011	192.1							
4	1'47.398	35.100	17.626	29.740	24.932	192.9							
5	1'47.439	35.145	17.561	29.797	24.936	192.7							
6	1'47.490	35.177	17.531	29.810	24.972	192.7							
7	1'56.895 P	35.723	17.757	30.003	33.412	192.6							
8	7'01.474	5'44.200	18.918	33.767	24.589	181.0							
9	1'45.325	34.699	17.201	29.077	24.348	196.9							
10	1'46.224	34.488	17.117	29.446	25.173	201.5							
11	1'54.416 P	34.660	17.264	29.537	32.955	197.5							
12	4'44.083	3'24.326	19.638	35.364	24.755	182.3							
13	1'51.742	34.567	17.253	33.015	26.907	196.1							
14	1'45.174	34.351	17.213	29.212	24.398	196.8							
15	2'09.960	34.525	20.618	41.103	33.714	169.0							
16	1'45.945	34.746	17.296	29.203	24.700	196.9							
17	1'46.341	34.600	17.593	29.526	24.622	194.9							
23rd	9	Toni FINSTERBUSEC Cresto Guide MZ Raci GER											
		Runs=2 Total laps=15 Full laps=12											
1	1'58.715	37.974	21.386	33.656	25.699	153.6							
2	1'49.428	35.704	17.708	30.373	25.643	196.8							
3	1'48.424	35.427	17.775	30.279	24.943	197.3							
4	1'47.810	35.088	17.352	29.821	25.549	200.8							
5	1'46.627	34.895	17.416	29.637	24.679	200.2							
6	2'01.427 P	34.787	17.735	30.365	38.540	194.2							
7	14'46.390	13'23.986	18.757	36.254	27.393	184.5							
8	1'47.645	35.465	17.582	29.962	24.636	195.9							
9	1'46.566	34.787	17.367	29.716	24.696	197.8							
10	1'59.931	36.867	18.007	29.869	35.188	191.7							
11	1'53.531	41.167	17.531	29.875	24.958	198.6							
12	1'48.261	34.808	17.260	29.780	26.413	199.2							
13	1'46.820	34.797	17.240	30.123	24.660	198.2							
14	1'45.391	34.436	17.172	29.396	24.387	201.9							
15	1'45.425	34.329	17.190	29.360	24.546	198.4							
24th	7	Efren VAZQUEZ JHK Laglisse SPA											
		Runs=3 Total laps=14 Full laps=8											
1	2'16.887	58.773	18.632	33.106	26.376	190.1							
2	1'46.559	35.102	17.105	30.030	24.322	204.7							
3	1'45.420	34.538	16.926	29.470	24.486	204.5							

Fastest Lap: Sandro CORTESE Red Bull KTM Ajo GER **1'43.645** 33.992 17.088 28.717 23.848

These data/results cannot be reproduced, stored and/or transmitted in whole or in part by any manner of electronic, mechanical, photocopying, recording, broadcasting or otherwise now known or herein after developed without the previous express consent by the copyright owner, except for reproduction in daily press and regular printed publications on sale to the public within 60 days of the event related to those data/results and always provided that copyright symbol appears together as follows below.
© DORNA, 2012



Qualifying Practice

Moto3

Lap	Lap Time	T1	T2	T3	T4	Speed	Lap	Lap Time	T1	T2	T3	T4	Speed
4	1'45.459	34.512	16.989	29.586	24.372	208.7	9	9'20.970	7'48.987	29.216	36.483	26.284	117.6
5	2'04.360 P	36.802	17.490	35.465	34.603	199.1	10	1'45.955	34.651	17.374	29.489	24.441	196.5
6	6'55.602	4'55.380	35.941	47.846	36.435	95.6	11	1'46.411	34.665	17.436	29.661	24.649	195.0
7	1'49.648	36.766	17.683	30.750	24.449	196.8	12	1'46.397	34.877	17.409	29.453	24.658	195.8
8	1'50.598	36.466	17.300	29.835	26.997	198.4	13	2'07.580	37.453	21.614	42.102	26.411	179.0
9	1'45.654	34.578	17.201	29.585	24.290	198.8	14	2'07.711	38.493	21.005	40.426	27.787	160.0
unfinished	34.275	17.173	29.637			197.9	15	1'47.243	34.972	17.699	29.462	25.110	195.0
10	13'37.472		18.760	35.075	26.972	188.6	16	1'46.819	35.815	17.136	29.509	24.359	202.2
11	1'45.756	34.878	17.184	29.499	24.195	201.2	17	1'46.252	34.529	17.219	29.854	24.650	199.3
12	1'57.783	34.502	17.108	36.888	29.285	204.2	18	1'46.073	34.673	17.386	29.450	24.564	196.1
13	1'45.734	34.466	17.048	29.670	24.550	203.7							

25th 21 Ivan MORENO Andalucia JHK Lagliss SPA
Runs=3 Total laps=19 Full laps=14

1	2'00.146	45.754	18.219	30.887	25.286	195.4
2	1'48.266	35.381	17.617	30.298	24.970	198.4
3	1'47.328	35.348	17.470	29.829	24.681	201.1
4	1'47.707	34.793	17.470	30.419	25.025	197.7
5	1'48.600	35.228	17.680	29.942	25.750	195.5
6	1'47.494	34.853	17.472	30.120	25.049	202.8
7	1'47.650	34.788	17.669	30.051	25.142	195.3
8	1'57.574 P	35.363	17.940	30.103	34.168	192.2
9	6'12.305	4'56.730	18.132	32.440	25.003	192.8
10	1'46.888	35.247	17.256	29.663	24.722	199.7
11	1'45.826	34.718	17.171	29.492	24.445	202.3
12	1'46.434	34.417	17.612	29.600	24.805	202.7
13	1'46.769	35.017	17.442	29.843	24.467	198.9
14	1'55.220 P	35.563	17.447	29.705	32.505	197.7
15	3'27.884	2'15.430	17.811	29.808	24.835	193.1
16	1'47.696	34.801	17.522	29.633	25.740	197.0
17	1'47.297	35.052	17.545	29.779	24.921	195.8
18	1'46.240	34.689	17.480	29.613	24.458	196.7
19	1'45.596	34.500	17.093	29.491	24.512	198.9

28th 22 Bryan SCHOUTEN Dutch Racing Team NED
Runs=2 Total laps=20 Full laps=17

1	1'56.541	38.849	18.610	33.725	25.357	186.9
2	1'47.782	35.068	17.623	30.021	25.070	197.4
3	1'47.414	34.869	17.648	30.006	24.891	195.1
4	1'53.063	40.386	17.746	29.796	25.135	196.4
5	1'47.368	35.325	17.659	29.569	24.815	194.1
6	2'02.720	34.931	17.407	33.940	36.442	200.9
7	1'46.771	34.823	17.506	29.663	24.779	197.7
8	1'45.998	34.466	17.405	29.529	24.598	199.2
9	1'46.938	34.487	17.424	29.562	25.465	199.7
10	1'47.274	34.888	17.587	29.742	25.057	195.1
11	1'46.688	34.627	17.549	29.812	24.700	195.4
12	1'46.179	34.623	17.285	29.502	24.769	202.3
13	1'46.096	34.639	17.367	29.683	24.407	198.1
14	1'54.274 P	35.075	17.626	29.736	31.837	197.2
15	6'17.198	5'03.497	18.099	30.496	25.106	192.2
16	1'46.449	34.683	17.481	29.486	24.799	196.3
17	2'03.723	41.941	27.278	29.717	24.787	86.8
18	1'46.381	34.519	17.414	29.749	24.699	198.6
19	1'48.937	34.897	18.839	29.939	25.262	160.7
20	1'45.981	34.368	17.436	29.430	24.747	197.6

26th 32 Isaac VIÑALES Ongetta-Centro Seta SPA
Runs=4 Total laps=16 Full laps=9

1	2'15.551	58.312	18.218	33.423	25.598	198.3
2	1'58.091 P	35.602	17.568	30.413	34.508	204.4
3	2'31.881	1'18.648	17.818	30.347	25.068	194.2
4	1'47.714	35.168	17.455	29.937	25.154	197.1
5	1'47.362	34.995	17.513	29.982	24.872	196.5
6	2'00.682 P	37.006	18.134	30.737	34.805	193.7
7	10'22.136	9'04.550	17.919	32.775	26.892	196.5
8	1'46.645	35.116	17.178	29.554	24.797	201.2
9	1'46.281	34.488	17.538	29.792	24.463	203.6
10	1'46.360	34.522	17.478	29.632	24.728	196.3
11	1'54.469 P	35.482	17.532	29.837	31.618	196.4
12	3'55.040	2'23.285	29.850	36.523	25.382	116.4
13	1'45.782	34.453	17.295	29.303	24.731	202.4
14	1'45.697	35.173	17.168	29.158	24.198	200.7
15	1'45.919	34.537	17.182	29.541	24.659	200.4
16	1'46.586	34.574	17.323	29.960	24.729	197.4

29th 3 Luigi MORCIANO Ioda Team Italia ITA
Runs=2 Total laps=20 Full laps=17

1	2'09.601	53.975	18.156	31.796	25.674	194.2
2	1'49.478	35.882	17.841	30.506	25.249	192.2
3	1'48.297	35.261	17.941	30.039	25.056	189.6
4	1'47.478	34.889	17.631	29.798	25.160	195.6
5	1'46.702	35.126	17.371	29.444	24.761	194.6
6	1'46.672	34.832	17.292	29.394	25.154	196.8
7	1'47.297	34.986	17.639	29.739	24.933	192.7
8	1'49.089	36.957	17.996	29.554	24.582	184.8
9	1'57.521 P	34.665	17.335	30.348	35.173	194.9
10	6'17.934	5'03.728	18.203	30.884	25.119	189.0
11	1'46.254	34.992	17.457	29.284	24.521	194.7
12	1'58.687	34.856	17.669	33.136	33.026	192.4
13	1'57.106	41.280	17.878	31.218	26.730	188.4
14	1'49.014	36.117	17.922	30.180	24.795	191.0
15	1'52.875	36.843	18.076	32.959	24.997	188.3
16	1'46.387	34.786	17.399	29.591	24.611	195.4
17	1'46.966	35.079	17.460	29.631	24.796	194.0
18	1'47.893	36.699	17.361	29.317	24.516	194.5
19	1'46.027	34.544	17.291	29.335	24.857	195.3
20	1'49.956	36.664	17.646	30.036	25.610	192.4

27th 15 Simone GROTZKYJ Ambrogio Next Racing ITA
Runs=2 Total laps=18 Full laps=15

1	1'58.163	38.519	18.850	33.132	27.662	188.7
2	1'48.432	35.590	17.719	30.075	25.048	194.3
3	1'47.352	35.112	17.578	29.897	24.765	195.8
4	1'50.582	36.547	18.307	29.915	25.813	186.6
5	1'47.179	35.191	17.396	29.586	25.006	199.2
6	1'47.598	34.934	17.625	29.935	25.104	197.0
7	1'56.632	38.529	20.391	32.901	24.811	172.8
8	1'59.745 P	35.277	18.135	30.133	36.200	183.4

30th 77 Marcel SCHROTTE Mahindra Racing GER
Runs=2 Total laps=16 Full laps=13

1	2'14.988	47.607	20.341	35.268	31.772	164.9
2	1'48.250	35.569	17.787	29.991	24.903	196.7
3	1'47.280	35.632	17.287	29.621	24.740	199.4
4	1'46.182	35.095	17.244	29.385	24.458	198.9

Fastest Lap: Sandro CORTESE Red Bull KTM Ajo GER 1'43.645 33.992 17.088 28.717 23.848

These data/results cannot be reproduced, stored and/or transmitted in whole or in part by any manner of electronic, mechanical, photocopying, recording, broadcasting or otherwise now known or herein after developed without the previous express consent by the copyright owner, except for reproduction in daily press and regular printed publications on sale to the public within 60 days of the event related to those data/results and always provided that copyright symbol appears together as follows below.
© DORNA, 2012



Qualifying Practice

Moto3

Lap	Lap Time	T1	T2	T3	T4	Speed	Lap	Lap Time	T1	T2	T3	T4	Speed		
5	1'47.242	35.005	17.534	29.688	25.015	199.2	34th	51	Kenta FUJII				Technomag-CIP-TSR JPN		
6	1'46.392	34.864	17.275	29.595	24.658	198.7			Runs=2	Total laps=19	Full laps=16				
7	1'55.594 P	34.937	17.392	29.541	33.724	196.1			1	1'52.088	37.835	17.986	30.783	25.484	196.1
8	12'46.220	11'19.522	18.766	37.066	30.866	180.5			2	1'49.299	35.716	17.668	30.500	25.415	197.9
9	1'46.563	34.801	17.542	29.329	24.891	193.2			3	1'49.227	35.616	17.627	30.583	25.401	198.2
10	1'50.521	35.738	19.720	30.127	24.936	169.5			4	2'00.049	45.426	17.610	31.326	25.687	199.7
11	2'01.280	34.814	17.594	33.037	35.835	191.7			5	1'50.509	36.717	17.438	30.829	25.525	202.3
12	2'08.700	42.365	27.718	33.033	25.584	120.5			6	1'58.428 P	35.798	17.426	30.077	35.127	203.7
13	1'57.501	37.731	18.820	34.039	26.911	184.9			7	8'16.800	7'03.279	17.772	30.475	25.274	198.1
14	1'46.059	34.724	17.502	29.275	24.558	194.7			8	1'48.436	35.223	17.499	30.429	25.285	200.6
15	1'58.489	34.732	17.514	34.891	31.352	196.1			9	1'48.120	35.207	17.585	30.252	25.076	199.5
16	1'46.259	35.055	17.196	29.440	24.568	198.4			10	1'47.957	35.228	17.636	29.946	25.147	198.1

31st		53	Jasper IWEMA		Moto FGR		NED
		Runs=2	Total laps=17	Full laps=14			
1	2'06.028	43.443	25.841	31.606	25.138	104.3	
2	1'47.187	35.161	17.334	29.872	24.820	201.3	
3	1'47.136	35.136	17.413	29.922	24.665	200.9	
4	1'52.326	40.223	17.376	29.888	24.839	199.6	
5	1'53.879	40.377	18.098	30.503	24.901	192.4	
6	1'47.152	34.918	17.415	29.918	24.901	198.9	
7	1'46.844	34.839	17.424	29.763	24.818	197.8	
8	1'46.630	34.733	17.362	29.706	24.829	198.9	
9	1'58.158 P	34.757	17.395	29.705	36.301	197.2	
10	9'16.185	7'48.152	17.842	33.572	36.619	195.5	
11	2'31.129	43.861	21.208	34.332	51.728	159.2	
12	1'59.135	35.248	18.149	40.834	24.904	196.1	
13	1'47.686	35.073	17.415	30.029	25.169	201.2	
14	2'14.882	59.840	20.308	29.841	24.893	170.3	
15	1'46.970	34.781	17.566	29.772	24.851	197.1	
16	2'15.818	58.287	19.827	32.873	24.831	172.9	
17	1'46.173	34.821	17.379	29.341	24.632	198.5	

35th		94	Jonas FOLGER		IodaRacing Project		GER
		Runs=1	Total laps=3	Full laps=1			
1	2'19.852	1'02.334	19.193	31.746	26.579	180.4	
2	1'51.731	35.957	18.246	30.757	26.771	184.1	
3	2'01.071 P	35.464	17.552	29.794	38.261	193.2	

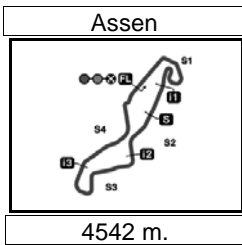
32nd		30	Giulian PEDONE		Ambrogio Next Racing		SWI
		Runs=2	Total laps=18	Full laps=15			
1	1'55.302	39.484	18.298	31.757	25.763	193.7	
2	1'49.490	35.832	17.887	30.575	25.196	192.3	
3	1'48.893	35.524	17.861	30.238	25.270	192.6	
4	1'50.732	35.778	18.167	30.809	25.978	189.8	
5	1'47.909	35.659	17.460	29.716	25.074	197.0	
6	1'47.742	35.122	17.473	30.139	25.008	198.0	
7	1'47.948	35.069	17.824	29.932	25.123	190.4	
8	1'47.814	35.050	17.634	30.105	25.025	193.4	
9	2'09.410 P	39.053	19.567	34.376	36.414	172.3	
10	9'32.278	8'17.822	18.868	30.565	25.023	190.8	
11	1'47.257	34.954	17.513	29.670	25.120	194.7	
12	1'46.883	34.893	17.575	29.591	24.824	194.0	
13	1'51.552	34.814	17.697	30.927	28.114	191.3	
14	1'47.680	34.888	17.694	30.119	24.979	192.6	
15	2'06.758	41.437	22.335	33.872	29.114	162.3	
16	1'48.298	35.847	17.664	29.937	24.850	196.7	
17	1'53.748	34.909	17.633	30.936	30.270	192.9	
18	1'48.047	35.187	17.715	29.719	25.426	191.6	

33rd		8	Jack MILLER		Caretta Technology		AUS
		Runs=1	Total laps=5	Full laps=3			
1	2'08.322	45.828	23.097	33.399	25.998	132.4	
2	1'48.352	35.389	17.610	30.205	25.148	196.9	
3	1'52.177	39.423	17.581	30.007	25.166	197.5	
4	1'47.277	35.182	17.282	29.853	24.960	203.4	
5	2'12.715 P	35.166	18.215	39.012	40.322	202.1	

Fastest Lap: Sandro CORTESE Red Bull KTM Ajo GER **1'43.645** 33.992 17.088 28.717 23.848

These data/results cannot be reproduced, stored and/or transmitted in whole or in part by any manner of electronic, mechanical, photocopying, recording, broadcasting or otherwise now known or herein after developed without the previous express consent by the copyright owner, except for reproduction in daily press and regular printed publications on sale to the public within 60 days of the event related to those data/results and always provided that copyright symbol appears together as follows below.
© DORNA, 2012





Computerised results and timing service provided by **TISSOT**

Moto3

IVECO TT ASSEN
Provisional Starting Grid

Race : 22 laps = 99.924 km



1	1 1'43.645 11 Sandro CORTESE KTM	2	2 1'43.894 52 Danny KENT KTM	3	3 1'43.988 27 Niccolò ANTONELLI FTR Honda
2	4 1'44.074 55 Hector FAUBEL Kalex KTM	3	5 1'44.097 31 Niklas AJO KTM	4	6 1'44.178 25 Maverick VIÑALES FTR Honda
3	7 1'44.273 10 Alexis MASBOU Honda	4	8 1'44.311 44 Miguel OLIVEIRA Suter Honda	5	9 1'44.329 84 Jakub KORNFEIL FTR Honda
4	10 1'44.376 39 Luis SALOM Kalex KTM	5	11 1'44.408 23 Alberto MONCAYO Kalex KTM	6	12 1'44.451 96 Louis ROSSI FTR Honda
5	13 1'44.533 61 Arthur SISSIS KTM	6	14 1'44.534 89 Alan TECHER TSR Honda	7	15 1'44.541 19 Alessandro TONUCCI FTR Honda
6	16 1'44.542 42 Alex RINS Suter Honda	7	17 1'44.561 5 Romano FENATI FTR Honda		18 1'44.750 63 Zulfahmi KHAIRUDDIN KTM
7	19 1'44.826 41 Brad BINDER Kalex KTM		20 1'45.174 99 Danny WEBB Mahindra		21 1'45.254 26 Adrian MARTIN FTR Honda

The results are provisional until the end of the limit for protest and appeals and until the ratification of the Event Management Committee.

Time limit for protest expires 60' at the latest after publication of the results - Mr. Time:

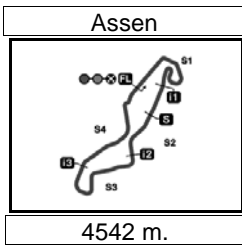
These data/results cannot be reproduced, stored and/or transmitted in whole or in part by any manner of electronic, mechanical, photocopying, recording, broadcasting or otherwise now known or herein after developed without the previous express consent by the copyright owner, except for reproduction in daily press and regular printed publications on sale to the public within 60 days of the event related to those data/results and always provided that copyright symbol appears together as follows below.

© DORNA, 2012

Official MotoGP Timing by **TISSOT**
 www.motogp.com



Assen, Friday, June 29, 2012



Computerised results and timing service provided by **TISSOT**

Moto3

IVECO TT ASSEN
Provisional Starting Grid

Race : 22 laps = 99.924 km

8	22 1'45.280 40 Julian MIRALLES Honda	23 1'45.391 9 Toni FINSTERBUSCH Honda	24 1'45.420 7 Efen VAZQUEZ FTR Honda
9	25 1'45.596 21 Ivan MORENO FTR Honda	26 1'45.697 32 Isaac VIÑALES FTR Honda	27 1'45.955 15 Simone GROTZKYJ Suter Honda
10	28 1'45.981 22 Bryan SCHOUTEN Honda	29 1'46.027 3 Luigi MORCIANO Ioda	30 1'46.059 77 Marcel SCHROTTER Mahindra
11	31 1'46.173 53 Jasper IWEMA FGR Honda	32 1'46.883 30 Giulian PEDONE Suter Honda	33 1'47.277 8 Jack MILLER Honda
12	34 1'47.419 51 Kenta FUJII TSR Honda	35 1'51.731 94 Jonas FOLGER Ioda	

The results are provisional until the end of the limit for protest and appeals and until the ratification of the Event Management Committee.

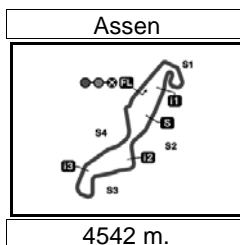
Time limit for protest expires 60' at the latest after publication of the results - Mr. Time:

These data/results cannot be reproduced, stored and/or transmitted in whole or in part by any manner of electronic, mechanical, photocopying, recording, broadcasting or otherwise now known or herein after developed without the previous express consent of the copyright owner, except for reproduction in daily press and regular printed publications on sale to the public within 60 days of the event related to those data/results and always provided that copyright symbol appears together as follows below.

© DORNA, 2012

Official MotoGP Timing by **TISSOT**
www.motogp.com





Computerised results and timing service provided by **TISSOT**

Moto3

IVECO TT ASSEN

After the Qualifying Practice
Event Best Maximum Speed



Rider	Nation Team	Motorcycle	Km/h	
63 Zulfahmi KHAIRUDDIN	MAL AirAsia-Sic-Ajo	KTM	208.8	Free Practice Nr. 3
44 Miguel OLIVEIRA	POR Estrella Galicia 0,0	SUTER HONDA	208.7	Free Practice Nr. 3
7 Efren VAZQUEZ	SPA JHK Laglisse	FTR HONDA	208.7	Qualifying Practice
52 Danny KENT	GBR Red Bull KTM Ajo	KTM	208.4	Free Practice Nr. 3
31 Niklas AJO	FIN TT Motion Events Racing	KTM	208.3	Free Practice Nr. 2
61 Arthur SISSIS	AUS Red Bull KTM Ajo	KTM	207.8	Free Practice Nr. 1
10 Alexis MASBOU	FRA Caretta Technology	HONDA	207.3	Free Practice Nr. 3
11 Sandro CORTESE	GER Red Bull KTM Ajo	KTM	206.8	Qualifying Practice
39 Luis SALOM	SPA RW Racing GP	KALEX KTM	206.7	Free Practice Nr. 1
25 Maverick VIÑALES	SPA Blusens Avintia	FTR HONDA	206.4	Free Practice Nr. 3
27 Niccolò ANTONELLI	ITA San Carlo Gresini Moto3	FTR HONDA	206.3	Free Practice Nr. 3
96 Louis ROSSI	FRA Racing Team Germany	FTR HONDA	206.1	Qualifying Practice
53 Jasper IWEMA	NED Moto FGR	FGR HONDA	206.1	Free Practice Nr. 2
5 Romano FENATI	ITA Team Italia FMI	FTR HONDA	206.1	Free Practice Nr. 1
41 Brad BINDER	RSA RW Racing GP	KALEX KTM	206.0	Free Practice Nr. 2
89 Alan TECHER	FRA Technomag-CIP-TSR	TSR HONDA	205.9	Free Practice Nr. 3
15 Simone GROTZKYJ	ITA Ambrogio Next Racing	SUTER HONDA	205.9	Free Practice Nr. 3
19 Alessandro TONUCCI	ITA Team Italia FMI	FTR HONDA	205.9	Qualifying Practice
42 Alex RINS	SPA Estrella Galicia 0,0	SUTER HONDA	205.2	Qualifying Practice
26 Adrian MARTIN	SPA JHK Laglisse	FTR HONDA	205.1	Qualifying Practice
55 Hector FAUBEL	SPA Bankia Aspar Team	KALEX KTM	204.9	Qualifying Practice
32 Isaac VIÑALES	SPA Ongetta-Centro Seta	FTR HONDA	204.7	Free Practice Nr. 3
51 Kenta FUJII	JPN Technomag-CIP-TSR	TSR HONDA	204.4	Free Practice Nr. 3
23 Alberto MONCAYO	SPA Bankia Aspar Team	KALEX KTM	203.5	Free Practice Nr. 3
8 Jack MILLER	AUS Caretta Technology	HONDA	203.4	Qualifying Practice
84 Jakub KORNFEIL	CZE Redox-Ongetta-Centro Seta	FTR HONDA	203.3	Free Practice Nr. 3
9 Toni FINSTERBUSCH	GER Cresto Guide MZ Racing	HONDA	202.9	Free Practice Nr. 3
21 Ivan MORENO	SPA Andalucia JHK Laglisse	FTR HONDA	202.8	Qualifying Practice
40 Julian MIRALLES	SPA MIR Racing	HONDA	202.6	Free Practice Nr. 2
22 Bryan SCHOUTEN	NED Dutch Racing Team	HONDA	202.3	Qualifying Practice
99 Danny WEBB	GBR Mahindra Racing	MAHINDRA	201.5	Qualifying Practice
77 Marcel SCHROTTER	GER Mahindra Racing	MAHINDRA	199.4	Qualifying Practice
30 Giulian PEDONE	SWI Ambrogio Next Racing	SUTER HONDA	199.3	Free Practice Nr. 3
3 Luigi MORCIANO	ITA Ioda Team Italia	IODA	199.2	Free Practice Nr. 3
94 Jonas FOLGER	GER IodaRacing Project	IODA	193.5	Free Practice Nr. 2

These data/results cannot be reproduced, stored and/or transmitted in whole or in part by any manner of electronic, mechanical, photocopying, recording, broadcasting or otherwise now known or herein after developed without the previous express consent by the copyright owner, except for reproduction in daily press and regular printed publications on sale to the public within 60 days of the event related to those data/results and always provided that copyright symbol appears together as follows below.

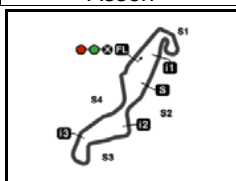
© DORNA, 2012

Official MotoGP Timing by **TISSOT**
www.motogp.com



Assen, Friday, June 29, 2012

Assen

Computerised results and timing service provided by **TISSOT****Moto3**

4542 m.

IVECO TT ASSEN

Qualifying Practice

Best Partial Times

IT Ideal Lap Time, sum of the best partial times*BT* Best Lap Time

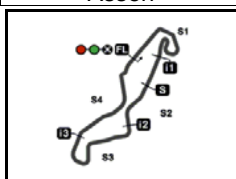
<i>T1</i>		<i>T2</i>		<i>T3</i>		<i>T4</i>				<i>IT</i>	<i>BT</i>	
<i>Pos</i>	<i>Rider</i>	<i>Time</i>	<i>Rider</i>	<i>Time</i>	<i>Rider</i>	<i>Time</i>	<i>Rider</i>	<i>Time</i>	<i>Pos</i>	<i>Rider</i>		
1	D.KENT	33.736	N.ANTONELLI	16.790	S.CORTESE	28.717	S.CORTESE	23.769	1	S.CORTESE	1'43.516	1'43.645 (1)
2	M.VIÑALES	33.953	D.KENT	16.867	N.ANTONELLI	28.785	J.KORNFEIL	24.006	2	N.ANTONELLI	1'43.604	1'43.988 (3)
3	N.ANTONELLI	33.969	R.FENATI	16.868	A.TONUCCI	28.838	N.ANTONELLI	24.060	3	D.KENT	1'43.699	1'43.894 (2)
4	S.CORTESE	33.992	A.RINS	16.871	M.VIÑALES	28.845	L.SALOM	24.086	4	M.VIÑALES	1'44.010	1'44.178 (6)
5	H.FAUBEL	34.024	N.AJO	16.883	A.RINS	28.915	A.TONUCCI	24.096	5	A.TONUCCI	1'44.034	1'44.541 (15)
6	A.MONCAYO	34.041	L.SALOM	16.906	H.FAUBEL	28.956	A.MONCAYO	24.098	6	H.FAUBEL	1'44.057	1'44.074 (4)
7	N.AJO	34.060	L.ROSSI	16.925	J.KORNFEIL	28.986	D.KENT	24.109	7	N.AJO	1'44.070	1'44.097 (5)
8	A.MASBOU	34.079	E.VAZQUEZ	16.926	D.KENT	28.987	M.OLIVEIRA	24.122	8	A.RINS	1'44.118	1'44.542 (16)
9	J.KORNFEIL	34.085	M.OLIVEIRA	16.937	N.AJO	28.996	N.AJO	24.131	9	J.KORNFEIL	1'44.128	1'44.329 (9)
10	A.RINS	34.086	A.TECHER	16.937	A.TECHER	29.006	L.ROSSI	24.134	10	A.MONCAYO	1'44.246	1'44.408 (11)
11	A.SISSIS	34.096	H.FAUBEL	16.939	Z.KHAIRUDDIN	29.029	H.FAUBEL	24.138	11	L.ROSSI	1'44.252	1'44.451 (12)
12	Z.KHAIRUDDIN	34.102	A.MASBOU	16.944	B.BINDER	29.039	A.MASBOU	24.139	12	A.MASBOU	1'44.273	1'44.273 (7)
13	A.TONUCCI	34.107	A.SISSIS	16.957	A.MONCAYO	29.062	M.VIÑALES	24.153	13	M.OLIVEIRA	1'44.284	1'44.311 (8)
14	R.FENATI	34.108	A.TONUCCI	16.993	L.ROSSI	29.068	R.FENATI	24.170	14	L.SALOM	1'44.312	1'44.376 (10)
15	M.OLIVEIRA	34.121	Z.KHAIRUDDIN	17.023	A.SISSIS	29.072	A.TECHER	24.182	15	R.FENATI	1'44.325	1'44.561 (17)
16	L.ROSSI	34.125	S.CORTESE	17.038	L.SALOM	29.076	E.VAZQUEZ	24.195	16	A.TECHER	1'44.348	1'44.534 (14)
17	B.BINDER	34.146	A.MARTIN	17.038	D.WEBB	29.077	I.VIÑALES	24.198	17	A.SISSIS	1'44.382	1'44.533 (13)
18	A.TECHER	34.223	B.BINDER	17.038	M.OLIVEIRA	29.104	A.RINS	24.246	18	Z.KHAIRUDDIN	1'44.432	1'44.750 (18)
19	L.SALOM	34.244	J.MIRALLES	17.044	A.MASBOU	29.111	A.SISSIS	24.257	19	B.BINDER	1'44.508	1'44.826 (19)
20	A.MARTIN	34.271	A.MONCAYO	17.045	I.VIÑALES	29.158	Z.KHAIRUDDIN	24.278	20	A.MARTIN	1'44.830	1'45.254 (21)
21	E.VAZQUEZ	34.275	J.KORNFEIL	17.051	R.FENATI	29.179	B.BINDER	24.285	21	E.VAZQUEZ	1'44.866	1'45.420 (24)
22	J.MIRALLES	34.288	M.VIÑALES	17.059	A.MARTIN	29.207	J.MIRALLES	24.312	22	D.WEBB	1'44.893	1'45.174 (20)
23	T.FINSTERBUSC	34.329	I.MORENO	17.093	M.SCHROTTER	29.275	A.MARTIN	24.314	23	I.VIÑALES	1'44.977	1'45.697 (26)
24	D.WEBB	34.351	D.WEBB	17.117	L.MORCIANO	29.284	D.WEBB	24.348	24	J.MIRALLES	1'45.124	1'45.280 (22)

These data/results cannot be reproduced, stored and/or transmitted in whole or in part by any manner of electronic, mechanical, photocopying, recording, broadcasting or otherwise now known or herein after developed without the previous express consent by the copyright owner, except for reproduction in daily press and regular printed publications on sale to the public within 60 days of the event related to those data/results and always provided that copyright symbol appears together as follows below.
© DORNA, 2012

Official MotoGP Timing by **TISSOT**
www.motogp.com



Assen

Computerised results and timing service provided by **TISSOT****Moto3**

4542 m.

IVECO TT ASSEN

Qualifying Practice

Best Partial Times

IT Ideal Lap Time, sum of the best partial times*BT* Best Lap Time

<i>T1</i>		<i>T2</i>		<i>T3</i>		<i>T4</i>				<i>IT</i>	<i>BT</i>	
<i>Pos</i>	<i>Rider</i>	<i>Time</i>	<i>Rider</i>	<i>Time</i>	<i>Rider</i>	<i>Time</i>	<i>Rider</i>	<i>Time</i>	<i>Pos</i>	<i>Rider</i>		
25	B.SCHOUTEN	34.368	S.GROTZKYJ	17.136	J.IWEMA	29.341	S.GROTZKYJ	24.359	25	T.FINSTERBU	1'45.248	1'45.391 (23)
26	I.MORENO	34.417	I.VIÑALES	17.168	T.FINSTERBUSC	29.360	T.FINSTERBUSC	24.387	26	I.MORENO	1'45.446	1'45.596 (25)
27	VIÑALES	34.453	T.FINSTERBUSC	17.172	B.SCHOUTEN	29.430	B.SCHOUTEN	24.407	27	S.GROTZKYJ	1'45.474	1'45.955 (27)
28	S.GROTZKYJ	34.529	M.SCHROTTER	17.196	S.GROTZKYJ	29.450	I.MORENO	24.445	28	B.SCHOUTEN	1'45.490	1'45.981 (28)
29	L.MORCIANO	34.544	K.FUJII	17.275	E.VAZQUEZ	29.470	M.SCHROTTER	24.458	29	L.MORCIANO	1'45.635	1'46.027 (29)
30	M.SCHROTTER	34.724	J.MILLER	17.282	J.MIRALLES	29.480	L.MORCIANO	24.516	30	M.SCHROTTE	1'45.653	1'46.059 (30)
31	J.IWEMA	34.733	B.SCHOUTEN	17.285	I.MORENO	29.491	J.IWEMA	24.632	31	J.IWEMA	1'46.040	1'46.173 (31)
32	G.PEDONE	34.814	L.MORCIANO	17.291	G.PEDONE	29.591	K.FUJII	24.767	32	G.PEDONE	1'46.689	1'46.883 (32)
33	K.FUJII	34.928	J.IWEMA	17.334	K.FUJII	29.789	G.PEDONE	24.824	33	K.FUJII	1'46.759	1'47.419 (34)
34	J.MILLER	35.166	G.PEDONE	17.460	J.FOLGER	29.794	J.MILLER	24.960	34	J.MILLER	1'47.261	1'47.277 (33)
35	J.FOLGER	35.464	J.FOLGER	17.552	J.MILLER	29.853	J.FOLGER	26.579	35	J.FOLGER	1'49.389	1'51.731 (35)

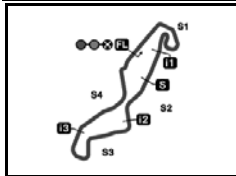
These data/results cannot be reproduced, stored and/or transmitted in whole or in part by any manner of electronic, mechanical, photocopying, recording, broadcasting or otherwise now known or herein after developed without the previous express consent by the copyright owner, except for reproduction in daily press and regular printed publications on sale to the public within 60 days of the event related to those data/results and always provided that copyright symbol appears together as follows below.

© DORNA, 2012

Official MotoGP Timing by **TISSOT**
www.motogp.com




Assen

Computerised results and timing service provided by **TISSOT****Moto3**

4542 m.

IVECO TT ASSEN
Qualifying Practice
Fastest Laps Sequence

<i>Practice Time</i>	 <i>Rider</i>	<i>Nation</i>	<i>Motorcycle</i>	<i>Time</i>	<i>Km/h</i>	<i>Rider's Lap</i>
3'41.387	51 Kenta FUJII	JPN	TSR HONDA	1'49.299	149.600	2
3'43.270	40 Julian MIRALLES	SPA	HONDA	1'47.873	151.578	2
3'44.323	22 Bryan SCHOUTEN	NED	HONDA	1'47.782	151.706	2
3'50.489	89 Alan TECHER	FRA	TSR HONDA	1'47.073	152.710	2
3'50.917	41 Brad BINDER	RSA	KALEX KTM	1'46.707	153.234	2
4'02.435	44 Miguel OLIVEIRA	POR	SUTER HONDA	1'46.311	153.805	2
4'04.130	96 Louis ROSSI	FRA	FTR HONDA	1'45.950	154.329	2
4'49.823	25 Maverick VIÑALES	SPA	FTR HONDA	1'45.618	154.814	2
5'48.216	11 Sandro CORTESE	GER	KTM	1'45.332	155.234	3
5'49.466	27 Niccolò ANTONELLI	ITA	FTR HONDA	1'45.101	155.576	3
7'32.398	63 Zulfahmi KHAIRUDDIN	MAL	KTM	1'44.838	155.966	4
9'19.766	96 Louis ROSSI	FRA	FTR HONDA	1'44.811	156.006	5
22'01.152	5 Romano FENATI	ITA	FTR HONDA	1'44.561	156.379	10
22'31.290	19 Alessandro TONUCCI	ITA	FTR HONDA	1'44.541	156.409	10
22'43.993	44 Miguel OLIVEIRA	POR	SUTER HONDA	1'44.311	156.754	10
34'42.817	52 Danny KENT	GBR	KTM	1'44.188	156.939	16
34'43.187	11 Sandro CORTESE	GER	KTM	1'43.808	157.513	12
40'22.990	11 Sandro CORTESE	GER	KTM	1'43.645	157.761	15

These data/results cannot be reproduced, stored and/or transmitted in whole or in part by any manner of electronic, mechanical, photocopying, recording, broadcasting or otherwise now known or herein after developed without the previous express consent by the copyright owner, except for reproduction in daily press and regular printed publications on sale to the public within 60 days of the event related to those data/results and always provided that copyright symbol appears together as follows below.

© DORNA, 2012

Official MotoGP Timing by **TISSOT**
 www.motogp.com

Assen, Friday, June 29, 2012

