


4226 m.

GP APEROL DI SAN MARINO E RIVIERA DI RIMINI**Warm Up****Classification****13**

	<i>Rider</i>	<i>Nation</i>	<i>Team</i>	<i>Motorcycle</i>	<i>Time</i>	<i>Lap</i>	<i>Total</i>	<i>Gap</i>	<i>Top Speed</i>
1	11 Sandro CORTESE	GER	Red Bull KTM Ajo	KTM	1'45.191	9	9		198.7
2	25 Maverick VIÑALES	SPA	Blusens Avintia	FTR HONDA	1'45.237	9	11	0.046	0.046 200.0
3	42 Alex RINS	SPA	Estrella Galicia 0,0	SUTER HONDA	1'45.282	9	11	0.091	0.045 200.7
4	94 Jonas FOLGER	GER	Mapfre Aspar Team Moto3	KALEX KTM	1'45.297	11	11	0.106	0.015 196.5
5	7 Efren VAZQUEZ	SPA	JHK t-shirt Laglisse	FTR HONDA	1'45.435	11	11	0.244	0.138 200.5
6	96 Louis ROSSI	FRA	Racing Team Germany	FTR HONDA	1'45.618	7	11	0.427	0.183 200.4
7	44 Miguel OLIVEIRA	POR	Estrella Galicia 0,0	SUTER HONDA	1'45.713	9	12	0.522	0.095 199.9
8	5 Romano FENATI	ITA	Team Italia FMI	FTR HONDA	1'45.783	9	9	0.592	0.070 197.7
9	61 Arthur SISSIS	AUS	Red Bull KTM Ajo	KTM	1'45.784	10	11	0.593	0.001 203.2
10	52 Danny KENT	GBR	Red Bull KTM Ajo	KTM	1'45.858	8	9	0.667	0.074 201.5
11	39 Luis SALOM	SPA	RW Racing GP	KALEX KTM	1'45.944	10	11	0.753	0.086 202.4
12	55 Hector FAUBEL	SPA	Mapfre Aspar Team Moto3	KALEX KTM	1'45.984	9	11	0.793	0.040 200.0
13	12 Alex MARQUEZ	SPA	Ambrogio Next Racing	SUTER HONDA	1'46.055	8	11	0.864	0.071 201.2
14	84 Jakub KORNFEL	CZE	Redox-Ongetta-Centro Seta	FTR HONDA	1'46.096	10	11	0.905	0.041 202.4
15	63 Zulfahmi KHAIRUDDIN	MAL	AirAsia-Sic-Ajo	KTM	1'46.126	9	10	0.935	0.030 201.0
16	23 Alberto MONCAYO	SPA	Andalucia JHK t-shirt Laglisse	FTR HONDA	1'46.407	6	11	1.216	0.281 198.2
17	27 Niccolò ANTONELLI	ITA	San Carlo Gresini Moto3	FTR HONDA	1'46.413	5	11	1.222	0.006 201.5
18	19 Alessandro TONUCCI	ITA	Team Italia FMI	FTR HONDA	1'46.583	8	8	1.392	0.170 199.4
19	74 Kevin CALIA	ITA	Elle 2-Ciatti	HONDA	1'46.613	10	11	1.422	0.030 198.0
20	99 Danny WEBB	GBR	Mahindra Racing	MAHINDRA	1'46.794	10	11	1.603	0.181 196.7
21	71 Michael Ruben RINALDI	ITA	Caretta Technology	HONDA	1'46.819	10	11	1.628	0.025 195.7
22	41 Brad BINDER	RSA	RW Racing GP	KALEX KTM	1'46.829	10	11	1.638	0.010 196.4
23	31 Niklas AJO	FIN	TT Motion Events Racing	KTM	1'46.882	6	11	1.691	0.053 200.6
24	53 Jasper IWEMA	NED	Moto FGR	FGR HONDA	1'46.954	9	11	1.763	0.072 195.3
25	89 Alan TECHER	FRA	Technomag-CIP-TSR	TSR HONDA	1'46.987	9	11	1.796	0.033 198.6
26	9 Toni FINSTERBUSCH	GER	Racing Team Germany	HONDA	1'47.428	9	11	2.237	0.441 196.3
27	80 Armando PONTONE	ITA	IodaRacing Project	IODA	1'48.021	8	11	2.830	0.593 196.0
28	95 Miroslav POPOV	CZE	Mahindra Racing	MAHINDRA	1'48.029	10	11	2.838	0.008 194.6
29	30 Giulian PEDONE	SWI	Ambrogio Next Racing	SUTER HONDA	1'48.156	10	10	2.965	0.127 194.9
30	28 Josep RODRIGUEZ	SPA	Ongetta-Centro Seta	FTR HONDA	1'48.303	10	10	3.112	0.147 200.8
31	51 Kenta FUJII	JPN	Technomag-CIP-TSR	TSR HONDA	1'48.316	10	10	3.125	0.013 197.4
32	8 Jack MILLER	AUS	Caretta Technology	HONDA	1'49.775	2	3	4.584	1.459 194.5
33	3 Luigi MORCIANO	ITA	Ioda Team Italia	IODA	1'51.569	4	5	6.378	1.794 182.2

Not Classified

26 Adrian MARTIN	SPA	JHK t-shirt Laglisse	FTR HONDA
33 Stefano VALTULINI	ITA	Team Imperiali Racing	HONDA

Practice condition: Dry

Air: 18°

Humidity: 77%

Ground: 16°

Fastest Lap:	Lap: 9	Sandro CORTESE	1'45.191	144.628 Km/h
Circuit Record Lap:		New category		
Circuit Best Lap:	2012	Sandro CORTESE	1'44.201	146.002 Km/h

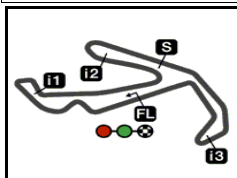
The results are provisional until the end of the limit for protest and appeals.

Time limit for protest expires 60' after publication of the results - Mr. Time:

These data/results cannot be reproduced, stored and/or transmitted in whole or in part by any manner of electronic, mechanical, photocopying, recording, broadcasting or otherwise now known or herein after developed without the previous express consent by the copyright owner, except for reproduction in daily press and regular printed publications on sale to the public within 60 days of the event related to those data/results and always provided that copyright symbol appears together as follows below.

© DORNA, 2012





4226 m.

GP APEROL DI SAN MARINO E RIVIERA DI RIMINI**Warm Up****Top Speed & Average****14**

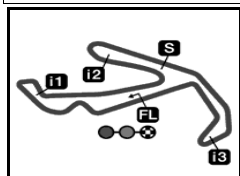
<i>Rider</i>	<i>Nation</i>	<i>Motorcycle</i>	<i>Top 5 speeds</i>					<i>Average</i>	<i>Top</i>
61 Arthur SISSIS	AUS	KTM	203.2	203.0	202.6	202.6	202.6	202.8	203.2
39 Luis SALOM	SPA	KALEX KTM	202.4	201.0	199.9	199.4	199.3	200.4	202.4
84 Jakub KORNFEIL	CZE	FTR HONDA	202.4	199.0	198.2	198.1	197.6	199.1	202.4
27 Niccolò ANTONELLI	ITA	FTR HONDA	201.5	199.1	199.0	197.5	197.4	198.9	201.5
52 Danny KENT	GBR	KTM	201.5	199.3	198.5	198.5	197.6	199.1	201.5
12 Alex MARQUEZ	SPA	SUTER HONDA	201.2	200.2	198.3	197.1	196.4	198.6	201.2
63 Zulfahmi KHAIRUDDIN	MAL	KTM	201.0	200.8	200.6	200.3	199.9	200.5	201.0
28 Josep RODRIGUEZ	SPA	FTR HONDA	200.8	200.0	199.1	198.7	198.6	199.4	200.8
42 Alex RINS	SPA	SUTER HONDA	200.7	199.6	198.6	197.8	197.4	198.8	200.7
31 Niklas AJO	FIN	KTM	200.6	200.1	199.4	199.4	198.1	199.5	200.6
7 Efren VAZQUEZ	SPA	FTR HONDA	200.5	200.1	199.8	199.8	199.1	199.9	200.5
96 Louis ROSSI	FRA	FTR HONDA	200.4	199.5	198.6	198.5	198.2	199.0	200.4
25 Maverick VIÑALES	SPA	FTR HONDA	200.0	197.7	197.5	197.5	196.0	197.8	200.0
55 Hector FAUBEL	SPA	KALEX KTM	200.0	199.8	198.6	198.6	198.4	199.1	200.0
44 Miguel OLIVEIRA	POR	SUTER HONDA	199.9	198.9	198.6	198.3	197.3	198.6	199.9
19 Alessandro TONUCCI	ITA	FTR HONDA	199.4	199.2	198.1	197.0	197.0	198.1	199.4
11 Sandro CORTESE	GER	KTM	198.7	198.7	198.2	197.9	197.7	198.2	198.7
89 Alan TECHER	FRA	TSR HONDA	198.6	198.4	197.5	197.0	197.0	197.7	198.6
23 Alberto MONCAYO	SPA	FTR HONDA	198.2	197.5	196.9	196.2	196.1	197.0	198.2
74 Kevin CALIA	ITA	HONDA	198.0	197.9	197.0	196.9	196.5	197.3	198.0
5 Romano FENATI	ITA	FTR HONDA	197.7	197.5	197.4	197.2	196.3	197.2	197.7
51 Kenta FUJII	JPN	TSR HONDA	197.4	197.3	197.1	197.0	195.3	196.8	197.4
99 Danny WEBB	GBR	MAHINDRA	196.7	196.0	195.5	195.4	195.0	195.7	196.7
94 Jonas FOLGER	GER	KALEX KTM	196.5	195.8	195.6	195.0	194.1	195.4	196.5
41 Brad BINDER	RSA	KALEX KTM	196.4	196.3	196.3	196.0	195.9	196.2	196.4
9 Toni FINSTERBUSCH	GER	HONDA	196.3	195.7	195.3	194.8	194.2	195.3	196.3
80 Armando PONTONE	ITA	IODA	196.0	194.7	194.7	194.3	193.9	194.7	196.0
71 Michael Ruben RINALDI	ITA	HONDA	195.7	195.1	194.2	194.1	192.6	194.3	195.7
53 Jasper IWEMA	NED	FGR HONDA	195.3	194.8	194.3	194.2	193.9	194.5	195.3
30 Giulian PEDONE	SWI	SUTER HONDA	194.9	194.9	194.5	194.0	192.3	194.1	194.9
95 Miroslav POPOV	CZE	MAHINDRA	194.6	193.4	191.4	191.2	190.9	192.3	194.6
8 Jack MILLER	AUS	HONDA	194.5	192.4	169.8			185.6	194.5
33 Stefano VALTULINI	ITA	HONDA	190.9	190.6	189.7	189.3	142.2	180.5	190.9
3 Luigi MORCIANO	ITA	IODA	182.2	176.2	172.2	161.6	132.0	164.8	182.2

These data/results cannot be reproduced, stored and/or transmitted in whole or in part by any manner of electronic, mechanical, photocopying, recording, broadcasting or otherwise now known or herein after developed without the previous express consent by the copyright owner, except for reproduction in daily press and regular printed publications on sale to the public within 60 days of the event related to those data/results and always provided that copyright symbol appears together as follows below.

© DORNA, 2012

Official MotoGP Timing by **TISSOT**
www.motogp.com

**Misano Adriatico, Sunday, September 16, 2012**



4226 m.

GP APEROL DI SAN MARINO E RIVIERA DI RIMINI

Warm Up

Chronological Analysis of Performances

15

		T1 Time from finish line to 1st intermediate					T3 Time from 2nd intermed. to 3rd intermed.						
		T2 Time from 1st intermed. to 2nd intermed.					T4 Time from 3rd intermediate to finish line						
Lap	Lap Time	T1	T2	T3	T4	Speed	Lap	Lap Time	T1	T2	T3	T4	Speed
1st	11	Sandro CORTESE Red Bull KTM Ajo GER					10	1'45.445	27.782	25.134	29.220	23.309	196.5
		Runs=2	Total laps=9	Full laps=6			11	1'45.297	27.781	25.036	29.342	23.138	195.6
1	2'18.598	47.580	31.177	32.528	27.313	185.7							
2	1'52.737	29.280	28.402	30.458	24.597	197.9							
3	1'48.238	28.537	25.764	29.871	24.066	196.3							
4	1'47.504	28.091	25.621	29.861	23.931	197.6							
5	1'49.047 P	29.805	26.456	30.490	22.296	198.7							
6	6'04.548	4'26.382	28.918	31.766	37.482	189.7							
7	1'46.788	28.557	25.331	29.343	23.557	197.7							
8	1'45.553	27.665	25.088	29.198	23.602	198.2							
9	1'45.191	27.592	25.143	29.210	23.246	198.7							
5th	7	Efren VAZQUEZ JHK t-shirt Laglisse SPA											
		Runs=1	Total laps=11	Full laps=10									
1	2'17.466	51.688	28.940	31.606	25.232	176.2							
2	1'50.210	29.001	26.901	30.738	23.570	192.8							
3	1'46.156	28.205	25.205	29.522	23.224	196.3							
4	1'46.227	27.947	25.719	29.432	23.129	196.4							
5	1'45.717	27.981	25.176	29.283	23.277	198.3							
6	1'46.642	28.163	25.164	29.517	23.798	199.8							
7	1'45.695	27.907	25.412	29.205	23.171	199.1							
8	1'45.705	27.928	25.052	29.372	23.353	199.8							
9	1'45.512	28.024	25.116	29.230	23.142	197.7							
10	1'45.903	27.884	25.205	29.318	23.496	200.5							
11	1'45.435	27.874	24.899	29.313	23.349	200.1							
6th	96	Louis ROSSI Racing Team German FRA											
		Runs=1	Total laps=11	Full laps=10									
1	2'08.316	46.835	26.824	30.477	24.180	197.0							
2	1'48.320	28.978	25.855	29.667	23.820	198.6							
3	1'55.268	28.263	32.426	30.702	23.877	197.1							
4	1'46.343	28.096	25.295	29.285	23.667	198.2							
5	1'45.977	28.027	25.473	29.238	23.239	197.4							
6	1'46.861	28.375	25.521	29.528	23.437	196.1							
7	1'45.618	27.863	25.369	29.160	23.226	197.5							
8	1'46.222	27.750	25.666	29.504	23.302	198.5							
9	1'45.719	27.678	25.538	29.276	23.227	199.5							
10	1'46.209	27.908	25.255	29.644	23.402	200.4							
11	1'47.152	28.994	25.345	29.454	23.359	195.3							
7th	44	Miguel OLIVEIRA Estrella Galicia 0,0 POR											
		Runs=1	Total laps=12	Full laps=11									
1	2'16.019	54.494	26.975	30.271	24.279	194.3							
2	1'46.712	28.315	25.424	29.511	23.462	199.9							
3	1'46.987	28.737	25.297	29.445	23.508	198.6							
4	1'46.009	27.961	25.232	29.302	23.514	198.9							
5	1'46.287	27.934	25.101	29.436	23.816	198.3							
6	1'46.198	28.368	25.112	29.371	23.347	195.1							
7	1'46.413	27.685	25.887	29.309	23.532	196.9							
8	1'45.840	27.909	25.028	29.302	23.601	197.3							
9	1'45.713	27.874	25.071	29.243	23.525	196.7							
10	1'46.182	27.962	25.107	29.569	23.544	193.3							
11	1'47.638	28.043	26.177	29.845	23.573	196.7							
12	1'46.182	28.038	25.142	29.647	23.355	193.0							
8th	5	Romano FENATI Team Italia FMI ITA											
		Runs=3	Total laps=9	Full laps=4									
1	2'07.623	45.002	27.186	30.744	24.691	193.3							
2	1'49.095 P	28.580	26.631	29.562	24.322	197.4							
3	4'12.781	2'53.497	25.883	29.620	23.781	195.7							
4	1'46.236	28.377	25.351	29.261	23.247	196.3							

Fastest Lap: Sandro CORTESE Red Bull KTM Ajo GER **1'45.191** 27.592 25.143 29.210 23.246

These data/results cannot be reproduced, stored and/or transmitted in whole or in part by any manner of electronic, mechanical, photocopying, recording, broadcasting or otherwise now known or herein after developed without the previous express consent by the copyright owner, except for reproduction in daily press and regular printed publications on sale to the public within 60 days of the event related to those data/results and always provided that copyright symbol appears together as follows below.
© DORNA, 2012



Warm Up

Lap	Lap Time	T1	T2	T3	T4	Speed
5	1'45.932	28.014	25.409	29.210	23.299	196.3
6	1'45.599 P	27.961	28.182	29.377	20.079	196.3
7	4'02.977	2'44.600	25.615	29.260	23.502	197.2
8	1'45.869	28.116	25.190	29.206	23.357	197.5
9	1'45.783	28.107	25.309	29.168	23.199	197.7

9th 61 Arthur SISSIS Red Bull KTM Ajo AUS
Runs=1 Total laps=11 Full laps=10

1	2'15.108	46.204	28.736	32.349	27.819	174.4
2	1'47.496	28.608	25.491	29.576	23.821	203.2
3	1'49.925	30.659	25.872	29.766	23.628	199.8
4	1'46.716	28.587	25.189	29.331	23.609	202.6
5	1'47.773	28.177	26.659	29.390	23.547	201.2
6	1'46.248	28.151	25.156	29.296	23.645	202.6
7	1'51.660	29.930	26.320	31.180	24.230	173.9
8	1'47.900	28.349	25.757	29.153	24.641	202.6
9	1'48.777	28.011	25.190	31.668	23.908	195.1
10	1'45.784	27.862	25.236	29.306	23.380	201.8
11	1'45.851	27.952	25.140	29.372	23.387	203.0

10th 52 Danny KENT Red Bull KTM Ajo GBR
Runs=2 Total laps=9 Full laps=6

1	2'17.755	44.806	30.701	34.617	27.631	142.8
2	1'54.122	29.088	28.865	31.661	24.508	180.2
3	1'47.886	28.471	25.712	29.755	23.948	198.5
4	1'47.486	28.214	25.660	29.655	23.957	197.6
5	1'48.989 P	29.347	26.318	30.282	23.042	190.8
6	5'04.039	3'32.415	32.771	35.015	23.838	142.9
7	1'46.153	28.215	25.255	29.181	23.502	199.3
8	1'45.858	27.830	25.181	29.273	23.574	198.5
9	1'49.156	29.834	25.464	29.923	23.935	201.5

11th 39 Luis SALOM RW Racing GP SPA
Runs=1 Total laps=11 Full laps=10

1	2'07.591	42.490	28.240	31.660	25.201	192.3
2	1'52.965	29.528	26.662	29.594	27.181	202.4
3	1'47.860	28.696	25.694	29.693	23.777	196.1
4	1'46.984	28.140	25.669	29.351	23.824	197.4
5	1'54.447	27.999	32.517	29.649	24.282	199.4
6	1'47.076	28.400	25.500	29.461	23.715	197.9
7	1'46.253	27.932	25.394	29.366	23.561	199.9
8	1'47.903	28.193	26.748	29.402	23.560	199.0
9	1'46.296	28.176	25.102	29.309	23.709	201.0
10	1'45.944	28.092	25.353	29.106	23.393	199.3
11	1'46.032	27.933	25.147	29.570	23.382	197.3

12th 55 Hector FAUBEL Mapfre Aspar Team M SPA
Runs=1 Total laps=11 Full laps=10

1	2'08.928	46.626	26.953	30.882	24.467	198.6
2	1'48.574	28.745	25.710	29.880	24.239	199.8
3	1'47.219	28.087	25.263	29.891	23.978	198.6
4	1'46.207	27.906	25.233	29.726	23.342	198.4
5	1'46.118	28.111	25.324	29.327	23.356	196.9
6	1'46.009	27.837	25.349	29.396	23.427	195.2
7	1'49.648	27.737	27.323	30.880	23.708	185.0
8	1'46.182	27.802	25.372	29.497	23.511	197.2
9	1'45.984	27.790	25.165	29.353	23.676	196.3
10	1'50.892	31.922	25.564	29.716	23.690	200.0
11	1'46.199	27.887	25.166	29.615	23.531	196.6

13th 12 Alex MARQUEZ Ambrogio Next Racing SPA
Runs=1 Total laps=11 Full laps=10

1	2'07.671	39.864	29.045	33.837	24.925	167.2
---	-----------------	--------	--------	--------	--------	-------

Moto3

Lap	Lap Time	T1	T2	T3	T4	Speed
2	1'49.098	29.161	25.758	30.142	24.037	194.4
3	1'47.912	28.439	25.429	29.873	24.171	195.7
4	1'46.661	28.190	25.266	29.678	23.527	201.2
5	1'46.674	28.256	25.372	29.530	23.516	196.4
6	1'46.336	28.059	25.326	29.487	23.464	195.3
7	1'46.520	28.068	25.390	29.544	23.518	194.9
8	1'46.055	27.949	25.278	29.405	23.423	197.1
9	1'49.195	28.126	25.324	29.968	25.777	195.3
10	1'48.367	28.763	26.332	29.845	23.427	198.3
11	1'46.801	28.080	25.181	29.730	23.810	200.2

14th 84 Jakub KORNFEIL Redox-Ongetta-Centro CZE
Runs=1 Total laps=11 Full laps=10

1	1'57.111	34.935	27.501	30.548	24.127	194.7
2	1'49.003	28.848	26.056	30.073	24.026	194.4
3	1'48.048	28.640	25.712	30.026	23.670	193.7
4	1'47.254	28.150	25.677	29.846	23.581	194.3
5	1'46.942	28.088	25.460	29.792	23.602	194.0
6	2'04.496	40.739	30.237	29.980	23.540	197.6
7	1'53.366	28.911	25.686	29.704	29.065	202.4
8	1'47.205	28.386	25.673	29.633	23.513	197.4
9	1'46.319	28.082	25.382	29.531	23.324	198.2
10	1'46.096	28.068	25.299	29.393	23.336	199.0
11	1'46.200	28.440	25.213	29.377	23.170	198.1

15th 63 Zulfahmi KHAIRUD AirAsia-Sic-Ajo MAL
Runs=2 Total laps=10 Full laps=7

1	2'33.173	1'10.738	27.073	30.743	24.619	197.0
2	1'48.995	29.268	25.936	29.716	24.075	199.9
3	1'47.386	28.438	25.348	29.854	23.746	199.8
4	1'46.675	28.186	25.299	29.597	23.593	199.7
5	1'46.817	28.065	25.421	29.691	23.640	200.3
6	1'48.118 P	29.259	25.886	30.259	22.714	198.7
7	4'44.789	3'24.177	26.224	30.456	23.932	199.3
8	1'46.850	28.323	25.486	29.457	23.584	200.6
9	1'46.126	28.115	25.268	29.429	23.314	200.8
10	1'46.433	28.390	25.245	29.332	23.466	201.0

16th 23 Alberto MONCAYO Andalucia JHK t-shirt SPA
Runs=1 Total laps=11 Full laps=10

1	2'00.175	36.976	27.223	31.023	24.953	196.9
2	1'52.262	31.807	26.713	29.986	23.756	195.9
3	1'49.316	28.635	25.849	30.451	24.381	196.0
4	1'48.222	28.589	25.833	29.987	23.813	195.8
5	1'47.024	28.200	25.619	29.550	23.655	195.0
6	1'46.407	28.131	25.381	29.383	23.512	196.1
7	1'46.627	27.792	25.483	29.624	23.728	194.2
8	1'46.645	28.090	25.492	29.521	23.542	196.2
9	1'50.230	28.005	25.541	30.294	26.390	188.1
10	1'49.357	29.013	27.238	29.663	23.443	198.2
11	1'47.177	28.013	26.171	29.530	23.463	197.5

17th 27 Niccolò ANTONELLI San Carlo Gresini Mot ITA
Runs=1 Total laps=11 Full laps=10

1	2'13.481	50.704	26.869	30.649	25.259	193.7
2	1'49.558	28.903	26.502	30.296	23.857	197.5
3	1'48.362	29.260	25.509	30.075	23.518	199.0
4	1'46.937	28.199	25.346	29.530	23.862	196.1
5	1'46.413	28.222	25.490	29.300	23.401	199.1
6	1'48.064	28.172	25.341	30.212	24.339	201.5
7	1'48.060	28.724	25.521	29.796	24.019	195.7
8	1'46.903	28.445	25.353	29.575	23.530	196.4
9	1'47.302	28.154	25.522	29.923	23.703	195.4

Fastest Lap: Sandro CORTESE Red Bull KTM Ajo GER **1'45.191** 27.592 25.143 29.210 23.246

These data/results cannot be reproduced, stored and/or transmitted in whole or in part by any manner of electronic, mechanical, photocopying, recording, broadcasting or otherwise now known or herein after developed without the previous express consent by the copyright owner, except for reproduction in daily press and regular printed publications on sale to the public within 60 days of the event related to those data/results and always provided that copyright symbol appears together as follows below.
© DORNA, 2012



Warm Up

Lap	Lap Time	T1	T2	T3	T4	Speed
10	1'46.518	28.242	25.277	29.541	23.458	194.8
11	1'49.405	28.409	27.273	29.669	24.054	197.4
18th	19	Alessandro TONUC Team Italia FMI ITA				
		Runs=1	Total laps=9	Full laps=7		
1	2'07.784	44.040	27.913	31.166	24.665	187.9
2	1'49.744	29.725	25.946	29.620	24.453	199.4
3	1'51.141	29.727	27.846	29.675	23.893	197.0
4	1'47.605	28.339	25.771	29.608	23.887	196.6
5	1'47.896	28.210	26.354	29.741	23.591	199.2
6	1'53.684	34.844	25.589	29.425	23.826	197.0
7	1'46.946	28.194	25.452	29.453	23.847	196.5
8	1'46.583	28.271	25.530	29.290	23.492	198.1
	unfinished	28.099	25.253			

Lap	Lap Time	T1	T2	T3	T4	Speed
19th	74	Kevin CALIA Elle 2-Ciatti ITA				
		Runs=1	Total laps=11	Full laps=10		
1	2'09.244	42.859	28.357	32.727	25.301	177.1
2	1'48.867	28.932	26.180	29.877	23.878	195.4
3	1'47.480	28.172	25.776	29.810	23.722	193.0
4	1'51.214	28.641	29.069	29.670	23.834	196.1
5	1'47.220	28.225	25.598	29.678	23.719	197.9
6	1'47.685	28.718	25.512	29.834	23.621	198.0
7	1'46.808	28.262	25.316	29.760	23.470	196.5
8	1'53.417	28.038	25.604	31.769	28.006	187.0
9	1'47.258	28.266	25.663	29.506	23.823	197.0
10	1'46.613	28.171	25.403	29.497	23.542	196.9
11	1'46.826	28.234	25.594	29.505	23.493	196.4

Lap	Lap Time	T1	T2	T3	T4	Speed
20th	99	Danny WEBB Mahindra Racing GBR				
		Runs=1	Total laps=11	Full laps=10		
1	2'04.153	41.189	26.882	31.187	24.895	189.2
2	1'49.482	29.366	26.032	30.006	24.078	195.5
3	1'52.349	29.599	26.168	31.055	25.527	187.8
4	1'48.076	28.500	25.830	29.950	23.796	192.7
5	1'51.503	28.388	25.538	30.571	27.006	196.7
6	1'47.916	28.593	25.802	29.820	23.701	195.4
7	1'47.745	28.844	25.549	29.788	23.564	195.0
8	1'47.318	28.677	25.411	29.732	23.498	196.0
9	1'47.306	28.374	25.533	29.845	23.554	194.7
10	1'46.794	28.285	25.354	29.719	23.436	194.8
11	1'47.038	28.274	25.325	30.100	23.339	194.9

Lap	Lap Time	T1	T2	T3	T4	Speed
21st	71	Michael Ruben RIN Caretta Technology ITA				
		Runs=1	Total laps=11	Full laps=10		
1	2'02.970	38.357	28.263	31.575	24.775	189.9
2	1'50.606	29.645	26.535	30.249	24.177	195.7
3	1'49.411	28.694	26.180	30.426	24.111	191.4
4	1'49.938	29.484	26.083	30.068	24.303	192.6
5	1'48.966	28.666	26.084	30.056	24.160	195.1
6	1'48.771	28.640	25.988	30.074	24.069	191.9
7	1'48.540	28.509	25.807	30.331	23.893	186.9
8	1'48.587	28.417	25.935	30.246	23.989	190.9
9	1'47.827	28.430	25.799	29.771	23.827	194.2
10	1'46.819	28.010	25.524	29.570	23.715	194.1
11	1'48.084	28.032	25.641	30.553	23.858	187.1

Lap	Lap Time	T1	T2	T3	T4	Speed
22nd	41	Brad BINDER RW Racing GP RSA				
		Runs=1	Total laps=11	Full laps=10		
1	2'42.909	1'20.879	26.398	31.109	24.523	194.3
2	1'53.191	29.266	29.493	30.432	24.000	194.8
3	1'48.210	28.706	25.605	30.018	23.881	195.2
4	1'47.402	28.347	25.436	29.831	23.788	196.3

Moto3

Lap	Lap Time	T1	T2	T3	T4	Speed
5	1'46.946	28.255	25.462	29.596	23.633	196.4
6	1'47.506	28.246	25.618	29.853	23.789	196.0
7	1'49.850	28.192	27.665	30.121	23.872	192.0
8	1'47.331	28.113	25.567	29.874	23.777	196.3
9	1'47.448	28.309	25.545	29.817	23.777	195.9
10	1'46.829	27.874	25.410	29.745	23.800	195.9
11	2'02.596	28.340	32.715	37.800	23.741	168.7

Lap	Lap Time	T1	T2	T3	T4	Speed
23rd	31	Niklas AJO TT Motion Events Rac FIN				
		Runs=1	Total laps=11	Full laps=10		
1	2'08.255	44.493	28.074	30.866	24.822	197.3
2	1'54.221	29.723	26.008			199.4
3	1'48.901	29.374	25.654	29.912	23.961	196.1
4	1'47.844	28.890	25.417	29.735	23.802	197.3
5	1'47.009	28.583	25.336	29.445	23.645	200.1
6	1'46.882	28.408	25.194	29.613	23.667	198.1
7	1'47.881	28.942	25.264	29.651	24.024	200.6
8	1'46.968	28.585	25.360	29.571	23.452	199.4
9	1'49.350	28.328	26.780	30.338	23.904	184.4
10	1'47.132	28.433	25.353	29.731	23.615	196.8
11	1'47.042	28.331	25.499	29.552	23.660	198.0

Lap	Lap Time	T1	T2	T3	T4	Speed
24th	53	Jasper IWEMA Moto FGR NED				
		Runs=1	Total laps=11	Full laps=10		
1	1'57.136	34.366	27.304	30.850	24.616	189.7
2	1'49.478	29.063	26.079	30.202	24.134	194.2
3	1'49.012	28.666	25.993	30.369	23.984	192.0
4	1'48.889	28.603	25.918	30.359	24.009	192.2
5	1'48.186	28.434	25.833	30.151	23.768	192.4
6	1'53.180	31.179	28.260	29.943	23.798	193.7
7	1'47.413	28.378	25.564	29.831	23.640	193.9
8	1'47.154	28.071	25.524	29.829	23.730	194.3
9	1'46.954	28.249	25.603	29.559	23.543	195.3
10	1'48.047	28.402	25.509	30.288	23.848	191.8
11	1'47.094	27.965	25.535	30.026	23.568	194.8

Lap	Lap Time	T1	T2	T3	T4	Speed
25th	89	Alan TECHER Technomag-CIP-TSR FRA				
		Runs=1	Total laps=11	Full laps=10		
1	2'03.458	40.604	27.125	30.992	24.737	194.2
2	1'49.739	29.430	26.108	30.243	23.958	195.2
3	1'48.817	28.549	25.751	30.374	24.143	197.0
4	1'48.336	28.874	25.598	30.053	23.811	197.0
5	1'48.072	28.566	25.751	30.055	23.700	194.9
6	1'50.690	28.622	28.486	29.853	23.729	196.4
7	1'47.554	28.308	25.825	29.767	23.654	195.6
8	1'47.654	28.555	25.584	29.984	23.531	198.6
9	1'46.987	28.171	25.551	29.580	23.685	198.4
10	1'48.770	28.401	26.305	30.165	23.899	195.5
11	1'47.486	28.438	25.375	29.875	23.798	197.5

Lap	Lap Time	T1	T2	T3	T4	Speed
26th	9	Toni FINSTERBUSEC Racing Team German GER				
		Runs=1	Total laps=11	Full laps=10		
1	1'59.990	35.918	27.435	31.567	25.070	193.4
2	1'51.275	30.057	25.997	30.712	24.509	194.2
3	1'50.361	29.459	25.834	30.657	24.411	195.7
4	1'48.670	29.046	25.705	29.996	23.923	194.1
5	1'48.476	29.157	25.733	29.799	23.787	196.3
6	1'47.756	28.653	25.593	29.695	23.815	194.8
7	1'48.069	28.588	25.676	30.082	23.723	193.7
8	1'49.207	28.375	26.200	31.098	23.534	177.9
9	1'47.428	28.401	25.686	29.554	23.787	195.3
10	1'48.259	28.632	25.652	30.041	23.934	193.1
11	1'47.903	28.637	25.623	29.905	23.738	193.5

Fastest Lap: Sandro CORTESE Red Bull KTM Ajo GER **1'45.191** 27.592 25.143 29.210 23.246

These data/results cannot be reproduced, stored and/or transmitted in whole or in part by any manner of electronic, mechanical, photocopying, recording, broadcasting or otherwise now known or herein after developed without the previous express consent by the copyright owner, except for reproduction in daily press and regular printed publications on sale to the public within 60 days of the event related to those data/results and always provided that copyright symbol appears together as follows below.
© DORNA, 2012



Warm Up

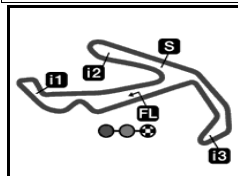
Moto3

Lap	Lap Time	T1	T2	T3	T4	Speed	Lap	Lap Time	T1	T2	T3	T4	Speed	
27th	80	Armando PONTONE IodaRacing Project ITA						7	3'17.311	1'54.672	27.514	30.531	24.594	193.2
		Runs=1 Total laps=11 Full laps=10						8	1'51.183	29.366	27.294	30.433	24.090	197.0
							9	1'50.120	29.572	26.053	30.285	24.210	197.4	
							10	1'48.316	28.635	25.847	29.940	23.894	197.1	
1	2'00.944	37.993	27.307	31.085	24.559	192.9								
2	1'50.894	29.775	26.494	30.538	24.087	191.8								
3	1'50.433	29.069	25.923	31.215	24.226	192.9								
4	1'50.716	29.177	27.126	30.419	23.994	193.9								
5	1'49.325	28.787	26.121	30.468	23.949	196.0								
6	1'50.193	29.285	26.249	30.389	24.270	194.7								
7	1'49.535	29.396	25.982	30.331	23.826	194.7								
8	1'48.021	28.498	25.719	30.078	23.726	194.3								
9	1'49.258	28.676	25.662	30.933	23.987	192.0								
10	1'48.929	28.932	25.679	30.434	23.884	191.7								
11	1'53.333	28.781	25.866			191.5								
28th	95	Miroslav POPOV Mahindra Racing CZE												
		Runs=1 Total laps=11 Full laps=10												
1	2'00.019	35.399	28.107	31.492	25.021	188.0								
2	1'50.863	30.137	26.259	30.413	24.054	191.4								
3	1'49.843	29.145	25.857	30.584	24.257	186.9								
4	1'49.322	28.786	26.056	30.424	24.056	187.5								
5	1'49.087	28.639	25.808	30.560	24.080	190.9								
6	1'48.199	28.537	25.691	30.072	23.899	191.2								
7	1'48.750	28.590	26.096	30.056	24.008	190.7								
8	1'48.157	28.698	25.755	30.045	23.659	193.4								
9	1'54.116	29.725	26.527	31.917	25.947	189.4								
10	1'48.029	28.662	25.662	29.956	23.749	194.6								
11	1'48.074	28.474	25.695	30.345	23.560	190.4								
29th	30	Giulian PEDONE Ambrogio Next Racing SWI												
		Runs=2 Total laps=10 Full laps=7												
1	1'59.589	36.382	27.132	31.203	24.872	192.3								
2	1'50.756	29.563	26.455	30.245	24.493	194.9								
3	1'54.883	28.866	26.223	33.437	26.357	181.4								
4	1'49.328	28.877	26.419	29.960	24.072	194.0								
5	1'58.811	32.050	27.886	30.818	28.057	192.0								
6	1'59.326	34.228	29.485	30.947	24.666	189.3								
7	1'57.890	29.272	27.444	36.381	24.793	162.5								
8	2'00.811 P	29.097	26.625	37.872	27.217	149.0								
9	2'54.336	1'33.610	26.342	30.336	24.048	194.9								
10	1'48.156	28.772	25.805	29.842	23.737	194.5								
30th	28	Josep RODRIGUEZ Ongetta-Centro Seta SPA												
		Runs=2 Total laps=10 Full laps=7												
1	2'10.525	47.281	27.112	31.351	24.781	196.5								
2	1'51.215	29.937	26.052	30.727	24.499	197.4								
3	1'50.499	29.722	26.199	30.183	24.395	200.0								
4	1'49.787	29.502	25.999	30.154	24.132	198.7								
5	1'53.284 P	30.059	26.344	30.924	25.957	193.8								
6	3'25.436	2'04.693	26.257	30.405	24.081	198.4								
7	1'48.722	29.414	25.539	29.925	23.844	200.8								
8	1'48.481	28.805	25.561	30.207	23.908	198.2								
9	1'48.911	28.917	25.357	30.020	24.617	199.1								
10	1'48.303	28.851	25.430	30.214	23.808	198.6								
31st	51	Kenta FUJII Technomag-CIP-TSR JPN												
		Runs=2 Total laps=10 Full laps=7												
1	1'58.422	35.110	27.618	30.940	24.754	194.0								
2	1'52.066	29.608	26.637	30.761	25.060	193.3								
3	1'51.699	29.821	26.157	30.656	25.065	193.6								
4	1'49.919	29.106	26.171	30.491	24.151	197.3								
5	1'50.055	29.042	26.255	30.508	24.250	195.1								
6	1'55.434 P	29.297	26.089			195.3								

Fastest Lap: Sandro CORTESE Red Bull KTM Ajo GER **1'45.191** 27.592 25.143 29.210 23.246

These data/results cannot be reproduced, stored and/or transmitted in whole or in part by any manner of electronic, mechanical, photocopying, recording, broadcasting or otherwise now known or herein after developed without the previous express consent by the copyright owner, except for reproduction in daily press and regular printed publications on sale to the public within 60 days of the event related to those data/results and always provided that copyright symbol appears together as follows below.
© DORNA, 2012



**GP APEROL DI SAN MARINO E RIVIERA DI RIMINI****Official Starting Grid****16**

4226 m.

Race : 23 laps = 97.198 km



1	1 1'44.201 11 Sandro CORTESE KTM	2 1'44.571 5 Romano FENATI FTR Honda	3 1'44.590 27 Niccolò ANTONELLI FTR Honda
2	4 1'44.843 52 Danny KENT KTM	5 1'44.857 39 Luis SALOM Kalex KTM	6 1'44.877 94 Jonas FOLGER Kalex KTM
3	7 1'44.909 19 Alessandro TONUCCI FTR Honda	8 1'45.078 63 Zulfahmi KHAIRUDDIN KTM	9 1'45.116 44 Miguel OLIVEIRA Suter Honda
4	10 1'45.142 61 Arthur SISSIS KTM	11 1'45.230 25 Maverick VIÑALES FTR Honda	12 1'45.259 96 Louis ROSSI FTR Honda
5	13 1'45.260 55 Hector FAUBEL Kalex KTM	14 1'45.289 41 Brad BINDER Kalex KTM	15 1'45.332 7 Efen VAZQUEZ FTR Honda
6	16 1'45.332 23 Alberto MONCAYO FTR Honda	17 1'45.333 42 Alex RINS Suter Honda	18 1'45.926 84 Jakub KORNFEIL FTR Honda
7	19 1'46.437 74 Kevin CALIA Honda	20 1'46.518 89 Alan TECHER TSR Honda	21 1'46.524 8 Jack MILLER Honda

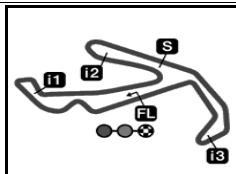
The results are provisional until the end of the limit for protest and appeals and until the ratification of the Event Management Committee.

Time limit for protest expires 60' at the latest after publication of the results - Mr. Time:

These data/results cannot be reproduced, stored and/or transmitted in whole or in part by any manner of electronic, mechanical, photocopying, recording, broadcasting or otherwise now known or herein after developed without the previous express consent of the copyright owner, except for reproduction in daily press and regular printed publications on sale to the public within 60 days of the event related to those data/results and always provided that copyright symbol appears together as follows below.

© DORNA, 2012





4226 m.

GP APEROL DI SAN MARINO E RIVIERA DI RIMINI

Official Starting Grid

Race : 23 laps = 97.198 km

8

22

1'46.589

53 Jasper IWEMA
FGR Honda**23**

1'46.675

30 Giulian PEDONE
Suter Honda**24**

1'46.678

31 Niklas AJO
KTM

9

25

1'46.801

12 Alex MARQUEZ
Suter Honda**26**

1'47.143

99 Danny WEBB
Mahindra**27**

1'47.735

3 Luigi MORCIANO
Ioda

10

28

1'47.995

28 Josep RODRIGUEZ
FTR Honda**29**

1'48.109

33 Stefano VALTULINI
Honda**30**

1'48.146

80 Armando PONTONE
Ioda

11

31

1'48.184

71 Michael Ruben RINALDI
Honda**32**

1'48.312

9 Toni FINSTERBUSCH
Honda**33**

1'48.347

95 Miroslav POPOV
Mahindra

12

34

1'48.672

51 Kenta FUJII
TSR Honda

The results are provisional until the end of the limit for protest and appeals and until the ratification of the Event Management Committee.

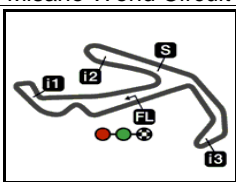
Time limit for protest expires 60' at the latest after publication of the results - Mr. Time:

These data/results cannot be reproduced, stored and/or transmitted in whole or in part by any manner of electronic, mechanical, photocopying, recording, broadcasting or otherwise now known or herein after developed without the previous express consent by the copyright owner, except for reproduction in daily press and regular printed publications on sale to the public within 60 days of the event related to those data/results and always provided that copyright symbol appears together as follows below.

© DORNA, 2012

Official MotoGP Timing by **TISSOT**
www.motogp.com





4226 m.

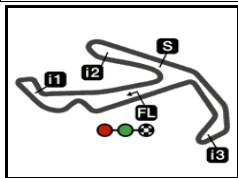
GP APEROL DI SAN MARINO E RIVIERA DI RIMINI**Warm Up****Best Partial Times***IT* Ideal Lap Time, sum of the best partial times*BT* Best Lap Time

<i>T1</i>			<i>T2</i>			<i>T3</i>			<i>T4</i>			<i>Pos</i>	<i>Rider</i>	<i>IT</i>	<i>BT</i>
<i>Pos</i>	<i>Rider</i>	<i>Time</i>	<i>Rider</i>	<i>Time</i>	<i>Rider</i>	<i>Time</i>	<i>Rider</i>	<i>Time</i>	<i>Rider</i>	<i>Time</i>	<i>Pos</i>	<i>Rider</i>	<i>IT</i>	<i>BT</i>	
1	S.CORTESE	27.592	A.RINS	24.888	L.SALOM	29.106	A.RINS	23.041	1	M.VIÑALES	1'44.914	1'45.237	(2)		
2	M.VIÑALES	27.605	E.VAZQUEZ	24.899	A.SISSIS	29.153	M.VIÑALES	23.114	2	A.RINS	1'45.021	1'45.282	(3)		
3	L.ROSSI	27.678	M.VIÑALES	24.978	L.ROSSI	29.160	E.VAZQUEZ	23.129	3	E.VAZQUEZ	1'45.107	1'45.435	(5)		
4	M.OLIVEIRA	27.685	M.OLIVEIRA	25.028	R.FENATI	29.168	J.FOLGER	23.138	4	S.CORTESE	1'45.124	1'45.191	(1)		
5	H.FAUBEL	27.737	J.FOLGER	25.036	D.KENT	29.181	J.KORNFEIL	23.170	5	J.FOLGER	1'45.175	1'45.297	(4)		
6	J.FOLGER	27.781	S.CORTESE	25.088	S.CORTESE	29.198	R.FENATI	23.199	6	M.OLIVEIRA	1'45.303	1'45.713	(7)		
7	A.MONCAYO	27.792	L.SALOM	25.102	E.VAZQUEZ	29.205	L.ROSSI	23.226	7	L.ROSSI	1'45.319	1'45.618	(6)		
8	A.RINS	27.830	A.SISSIS	25.140	M.VIÑALES	29.217	S.CORTESE	23.246	8	R.FENATI	1'45.518	1'45.783	(8)		
9	D.KENT	27.830	H.FAUBEL	25.165	J.FOLGER	29.220	Z.KHAIRUDDIN	23.314	9	L.SALOM	1'45.522	1'45.944	(11)		
10	A.SISSIS	27.862	A.MARQUEZ	25.181	M.OLIVEIRA	29.243	D.WEBB	23.339	10	A.SISSIS	1'45.535	1'45.784	(9)		
11	E.VAZQUEZ	27.874	D.KENT	25.181	A.RINS	29.262	H.FAUBEL	23.342	11	H.FAUBEL	1'45.571	1'45.984	(12)		
12	B.BINDER	27.874	R.FENATI	25.190	A.TONUCCI	29.290	M.OLIVEIRA	23.347	12	D.KENT	1'45.694	1'45.858	(10)		
13	L.SALOM	27.932	N.AJO	25.194	N.ANTONELLI	29.300	A.SISSIS	23.380	13	J.KORNFEIL	1'45.828	1'46.096	(14)		
14	A.MARQUEZ	27.949	J.KORNFEIL	25.213	H.FAUBEL	29.327	L.SALOM	23.382	14	Z.KHAIRUDDIN	1'45.956	1'46.126	(15)		
15	R.FENATI	27.961	Z.KHAIRUDDIN	25.245	Z.KHAIRUDDIN	29.332	N.ANTONELLI	23.401	15	A.MARQUEZ	1'45.958	1'46.055	(13)		
16	J.IWEMA	27.965	A.TONUCCI	25.253	J.KORNFEIL	29.377	A.MARQUEZ	23.423	16	A.MONCAYO	1'45.999	1'46.407	(16)		
17	M.RINALDI	28.010	L.ROSSI	25.255	A.MONCAYO	29.383	A.MONCAYO	23.443	17	N.ANTONELLI	1'46.132	1'46.413	(17)		
18	K.CALIA	28.038	N.ANTONELLI	25.277	A.MARQUEZ	29.405	N.AJO	23.452	18	A.TONUCCI	1'46.134	1'46.583	(18)		
19	Z.KHAIRUDDIN	28.065	K.CALIA	25.316	N.AJO	29.445	K.CALIA	23.470	19	K.CALIA	1'46.321	1'46.613	(19)		
20	J.KORNFEIL	28.068	D.WEBB	25.325	K.CALIA	29.497	A.TONUCCI	23.492	20	N.AJO	1'46.419	1'46.882	(23)		
21	A.TONUCCI	28.099	J.RODRIGUEZ	25.357	T.FINSTERBUSC	29.554	D.KENT	23.502	21	B.BINDER	1'46.513	1'46.829	(22)		
22	J.MILLER	28.135	A.TECHER	25.375	J.IWEMA	29.559	A.TECHER	23.531	22	J.IWEMA	1'46.576	1'46.954	(24)		
23	N.ANTONELLI	28.154	A.MONCAYO	25.381	M.RINALDI	29.570	T.FINSTERBUSC	23.534	23	A.TECHER	1'46.657	1'46.987	(25)		
24	A.TECHER	28.171	B.BINDER	25.410	A.TECHER	29.580	J.IWEMA	23.543	23	D.WEBB	1'46.657	1'46.794	(20)		

These data/results cannot be reproduced, stored and/or transmitted in whole or in part by any manner of electronic, mechanical, photocopying, recording, broadcasting or otherwise now known or herein after developed without the previous express consent by the copyright owner, except for reproduction in daily press and regular printed publications on sale to the public within 60 days of the event related to those data/results and always provided that copyright symbol appears together as follows below.
© DORNA, 2012



Misano World Circuit

Computerised results and timing service provided by **TISSOT**

4226 m.

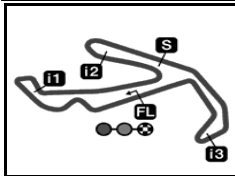
GP APEROL DI SAN MARINO E RIVIERA DI RIMINI**Warm Up****Best Partial Times****Moto3***IT* Ideal Lap Time, sum of the best partial times*BT* Best Lap Time

T1			T2			T3			T4				
<i>Pos</i>	<i>Rider</i>	<i>Time</i>	<i>Rider</i>	<i>Time</i>	<i>Rider</i>	<i>Time</i>	<i>Rider</i>	<i>Time</i>	<i>Pos</i>	<i>Rider</i>	<i>IT</i>	<i>BT</i>	
25	D.WEBB	28.274	J.IWEMA	25.509	B.BINDER	29.596	M.POPOV	23.560	25	M.RINALDI	1'46.819	1'46.819	(21)
26	N.AJO	28.328	M.RINALDI	25.524	D.WEBB	29.719	B.BINDER	23.633	26	T.FINSTERBU	1'47.056	1'47.428	(26)
27	T.FINSTERBUSC	28.375	T.FINSTERBUSC	25.593	G.PEDONE	29.842	M.RINALDI	23.715	27	M.POPOV	1'47.652	1'48.029	(28)
28	M.POPOV	28.474	A.PONTONE	25.662	J.RODRIGUEZ	29.925	A.PONTONE	23.726	28	J.RODRIGUEZ	1'47.895	1'48.303	(30)
29	A.PONTONE	28.498	M.POPOV	25.662	K.FUJII	29.940	G.PEDONE	23.737	29	A.PONTONE	1'47.964	1'48.021	(27)
30	K.FUJII	28.635	J.MILLER	25.696	M.POPOV	29.956	J.RODRIGUEZ	23.808	30	G.PEDONE	1'48.156	1'48.156	(29)
31	G.PEDONE	28.772	G.PEDONE	25.805	A.PONTONE	30.078	K.FUJII	23.894	31	J.MILLER	1'48.266	1'49.775	(32)
32	J.RODRIGUEZ	28.805	K.FUJII	25.847	J.MILLER	30.267	J.MILLER	24.168	32	K.FUJII	1'48.316	1'48.316	(31)
33	S.VALTULINI	29.330	L.MORCIANO	26.661	S.VALTULINI	30.813	L.MORCIANO	24.525	33	L.MORCIANO	1'51.569	1'51.569	(33)
34	L.MORCIANO	29.352	S.VALTULINI	26.969	L.MORCIANO	31.031	S.VALTULINI	25.130	-1	S.VALTULINI			(-1)

These data/results cannot be reproduced, stored and/or transmitted in whole or in part by any manner of electronic, mechanical, photocopying, recording, broadcasting or otherwise now known or herein after developed without the previous express consent by the copyright owner, except for reproduction in daily press and regular printed publications on sale to the public within 60 days of the event related to those data/results and always provided that copyright symbol appears together as follows below.
© DORNA, 2012

Official MotoGP Timing by **TISSOT**
www.motogp.com





4226 m.

GP APEROL DI SAN MARINO E RIVIERA DI RIMINI**Warm Up****Fastest Laps Sequence**

<i>Practice Time</i>	 <i>Rider</i>	<i>Nation</i>	<i>Motorcycle</i>	<i>Time</i>	<i>Km/h</i>	<i>Rider's Lap</i>
3'46.114	84 Jakub KORNFEIL	CZE	FTR HONDA	1'49.003	139.570	2
3'56.636	96 Louis ROSSI	FRA	FTR HONDA	1'48.320	140.450	2
4'02.534	42 Alex RINS	SPA	SUTER HONDA	1'48.156	140.663	2
4'02.604	61 Arthur SISSIS	AUS	KTM	1'47.496	141.527	2
4'02.731	44 Miguel OLIVEIRA	POR	SUTER HONDA	1'46.712	142.566	2
5'53.526	25 Maverick VIÑALES	SPA	FTR HONDA	1'46.274	143.154	3
5'53.832	7 Efren VAZQUEZ	SPA	FTR HONDA	1'46.156	143.313	3
7'35.727	44 Miguel OLIVEIRA	POR	SUTER HONDA	1'46.009	143.512	4
7'39.379	25 Maverick VIÑALES	SPA	FTR HONDA	1'45.853	143.723	4
9'25.776	7 Efren VAZQUEZ	SPA	FTR HONDA	1'45.717	143.908	5
12'56.703	96 Louis ROSSI	FRA	FTR HONDA	1'45.618	144.043	7
12'57.046	25 Maverick VIÑALES	SPA	FTR HONDA	1'45.320	144.451	7
16'27.952	25 Maverick VIÑALES	SPA	FTR HONDA	1'45.237	144.565	9
20'58.204	11 Sandro CORTESE	GER	KTM	1'45.191	144.628	9

These data/results cannot be reproduced, stored and/or transmitted in whole or in part by any manner of electronic, mechanical, photocopying, recording, broadcasting or otherwise now known or herein after developed without the previous express consent by the copyright owner, except for reproduction in daily press and regular printed publications on sale to the public within 60 days of the event related to those data/results and always provided that copyright symbol appears together as follows below.

© DORNA, 2012

