


5403 m.

bwini GRAND PRIX CESKE REPUBLIKY

Qualifying Practice

Classification

10

	Rider	Nation	Team	Motorcycle	Time	Lap	Total	Gap	Top Speed
1	25 Maverick VIÑALES	SPA	Blusens Avintia	FTR HONDA	2'08.075	12	16		216.5
2	11 Sandro CORTESE	GER	Red Bull KTM Ajo	KTM	2'08.108	15	15	0.033 0.033	214.8
3	63 Zulfahmi KHAIRUDDIN	MAL	AirAsia-Sic-Ajo	KTM	2'08.504	13	15	0.429 0.396	216.9
4	27 Niccolò ANTONELLI	ITA	San Carlo Gresini Moto3	FTR HONDA	2'08.660	13	13	0.585 0.156	214.4
5	39 Luis SALOM	SPA	RW Racing GP	KALEX KTM	2'08.719	14	15	0.644 0.059	211.6
6	55 Hector FAUBEL	SPA	Mapfre Aspar Team Moto3	KALEX KTM	2'08.880	12	15	0.805 0.161	211.4
7	84 Jakub KORNFEIL	CZE	Redox-Ongetta-Centro Seta	FTR HONDA	2'09.019	15	15	0.944 0.139	207.5
8	42 Alex RINS	SPA	Estrella Galicia 0,0	SUTER HONDA	2'09.221	14	15	1.146 0.202	213.1
9	52 Danny KENT	GBR	Red Bull KTM Ajo	KTM	2'09.307	13	15	1.232 0.086	212.2
10	94 Jonas FOLGER	GER	Mapfre Aspar Team Moto3	KALEX KTM	2'09.382	13	13	1.307 0.075	210.8
11	7 Efren VAZQUEZ	SPA	JHK t-shirt Laglisse	FTR HONDA	2'09.434	13	15	1.359 0.052	212.3
12	19 Alessandro TONUCCI	ITA	Team Italia FMI	FTR HONDA	2'09.498	9	16	1.423 0.064	213.2
13	5 Romano FENATI	ITA	Team Italia FMI	FTR HONDA	2'09.532	5	8	1.457 0.034	211.7
14	23 Alberto MONCAYO	SPA	Andalucia JHK t-shirt Laglisse	FTR HONDA	2'09.635	9	12	1.560 0.103	211.8
15	26 Adrian MARTIN	SPA	JHK t-shirt Laglisse	FTR HONDA	2'09.641	15	15	1.566 0.006	212.6
16	96 Louis ROSSI	FRA	Racing Team Germany	FTR HONDA	2'09.682	4	14	1.607 0.041	208.6
17	10 Alexis MASBOU	FRA	Caretta Technology	HONDA	2'09.737	4	14	1.662 0.055	213.7
18	12 Alex MARQUEZ	SPA	Ambrogio Next Racing	SUTER HONDA	2'09.821	7	9	1.746 0.084	214.5
19	17 John McPHEE	GBR	Racing Steps Foundation KRP	KRP HONDA	2'09.848	14	14	1.773 0.027	209.5
20	61 Arthur SISIS	AUS	Red Bull KTM Ajo	KTM	2'09.875	12	14	1.800 0.027	214.2
21	44 Miguel OLIVEIRA	POR	Estrella Galicia 0,0	SUTER HONDA	2'10.182	9	15	2.107 0.307	211.9
22	9 Toni FINSTERBUSCH	GER	MZ Racing	HONDA	2'10.511	4	13	2.436 0.329	209.9
23	41 Brad BINDER	RSA	RW Racing GP	KALEX KTM	2'10.617	2	2	2.542 0.106	215.6
24	6 Joan OLIVE	SPA	TT Motion Events Racing	KTM	2'10.682	15	15	2.607 0.065	213.5
25	71 Michael Ruben RINALDI	ITA	Caretta Technology	HONDA	2'11.108	15	16	3.033 0.426	208.9
26	43 Luca GRUENWALD	GER	Freudenberg Racing Team	HONDA	2'11.259	9	16	3.184 0.151	209.8
27	53 Jasper IWEMA	NED	Moto FGR	FGR HONDA	2'11.289	11	14	3.214 0.030	208.0
28	3 Luigi MORCIANO	ITA	Ioda Team Italia	IODA	2'11.349	8	15	3.274 0.060	207.8
29	95 Miroslav POPOV	CZE	Mahindra Racing	MAHINDRA	2'11.969	11	15	3.894 0.620	205.0
30	51 Kenta FUJII	JPN	Technomag-CIP-TSR	TSR HONDA	2'11.981	4	16	3.906 0.012	211.1
31	80 Armando PONTONE	ITA	IodaRacing Project	IODA	2'13.726	3	15	5.651 1.745	201.2
32	30 Giulian PEDONE	SWI	Ambrogio Next Racing	SUTER HONDA	2'14.142	2	2	6.067 0.416	205.7
Not Classified									
*	20 Riccardo MORETTI	ITA	Mahindra Racing	MAHINDRA					
*	32 Isaac VIÑALES	SPA	Ongetta-Centro Seta	FTR HONDA					
*	89 Alan TECHER	FRA	Technomag-CIP-TSR	TSR HONDA					

Practice condition: **Dry**

Air: 21°

Humidity: 72%

Ground: 26°

Fastest Lap:	Lap: 12	Maverick VIÑALES	2'08.075	151.87 Km/h
Circuit Record Lap:		New category		
Circuit Best Lap:	2012	Maverick VIÑALES	2'08.075	151.870 Km/h

* **Have qualified for the race having achieved a time within 107 % of the fastest rider in a free practice session.**

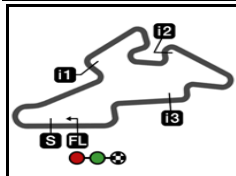
The results are provisional until the end of the limit for protest and appeals.

Time limit for protest expires 60' after publication of the results - Mr. Time:

These data/results cannot be reproduced, stored and/or transmitted in whole or in part by any manner of electronic, mechanical, photocopying, recording, broadcasting or otherwise now known or herein after developed without the previous express consent by the copyright owner, except for reproduction in daily press and regular printed publications on sale to the public within 60 days of the event related to those data/results and always provided that copyright symbol appears together as follows below.

© DORNA, 2012





5403 m.

bwin GRAND PRIX CESKE REPUBLIKY**Qualifying Practice****Top Speed & Average****11**

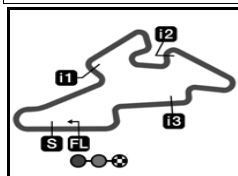
<i>Rider</i>	<i>Nation</i>	<i>Motorcycle</i>	<i>Top 5 speeds</i>					<i>Average</i>	<i>Top</i>
63 Zulfahmi KHAIRUDDIN	MAL	KTM	216.9	213.0	212.9	212.7	212.4	213.6	216.9
25 Maverick VIÑALES	SPA	FTR HONDA	216.5	212.6	211.3	210.6	208.4	211.9	216.5
41 Brad BINDER	RSA	KALEX KTM	213.9					213.9	215.6
11 Sandro CORTESE	GER	KTM	214.8	214.6	211.9	211.6	209.7	212.5	214.8
12 Alex MARQUEZ	SPA	SUTER HONDA	214.5	213.4	213.0	211.4	208.3	212.1	214.5
27 Niccolò ANTONELLI	ITA	FTR HONDA	214.4	211.0	210.9	210.9	210.5	211.6	214.4
61 Arthur SISSIS	AUS	KTM	214.2	214.1	213.5	213.2	213.0	213.6	214.2
10 Alexis MASBOU	FRA	HONDA	213.7	213.0	211.6	210.9	210.6	212.0	213.7
6 Joan OLIVE	SPA	KTM	213.5	210.4	209.2	209.1	208.3	209.8	213.5
19 Alessandro TONUCCI	ITA	FTR HONDA	213.2	212.3	210.3	209.8	208.0	210.7	213.2
42 Alex RINS	SPA	SUTER HONDA	213.1	211.3	209.8	208.9	208.8	210.4	213.1
26 Adrian MARTIN	SPA	FTR HONDA	212.6	207.3	207.0	205.8	205.7	207.7	212.6
7 Efren VAZQUEZ	SPA	FTR HONDA	212.3	211.8	211.7	211.6	211.0	211.7	212.3
52 Danny KENT	GBR	KTM	212.2	210.7	210.4	210.0	209.2	210.5	212.2
44 Miguel OLIVEIRA	POR	SUTER HONDA	211.9	207.4	207.1	205.4	205.1	207.4	211.9
23 Alberto MONCAYO	SPA	FTR HONDA	211.8	211.5	210.9	210.8	210.8	211.2	211.8
5 Romano FENATI	ITA	FTR HONDA	211.7	211.0	210.5	209.2	208.4	210.2	211.7
39 Luis SALOM	SPA	KALEX KTM	211.6	211.6	210.2	210.1	209.3	210.5	211.6
55 Hector FAUBEL	SPA	KALEX KTM	211.4	210.4	209.4	208.7	208.4	209.7	211.4
51 Kenta FUJII	JPN	TSR HONDA	211.1	210.0	209.3	208.4	207.7	209.3	211.1
94 Jonas FOLGER	GER	KALEX KTM	210.8	210.7	210.4	205.8	204.5	208.4	210.8
9 Toni FINSTERBUSCH	GER	HONDA	209.9	209.6	209.5	209.0	206.1	208.8	209.9
43 Luca GRUENWALD	GER	HONDA	209.8	208.5	207.9	207.1	206.5	208.0	209.8
17 John McPHEE	GBR	KRP HONDA	209.5	209.3	208.1	206.0	203.3	207.3	209.5
71 Michael Ruben RINALDI	ITA	HONDA	208.9	208.7	208.1	207.2	206.2	207.8	208.9
96 Louis ROSSI	FRA	FTR HONDA	208.6	207.1	206.9	206.8	206.7	207.2	208.6
53 Jasper IWEMA	NED	FGR HONDA	208.0	207.5	207.2	205.6	205.4	206.7	208.0
3 Luigi MORCIANO	ITA	IODA	207.8	203.4	203.4	202.6	201.8	203.8	207.8
84 Jakub KORNFEIL	CZE	FTR HONDA	207.5	207.2	207.2	206.9	205.4	206.8	207.5
30 Giulian PEDONE	SWI	SUTER HONDA	202.3					202.3	205.7
95 Miroslav POPOV	CZE	MAHINDRA	205.0	205.0	204.2	203.1	203.0	204.1	205.0
80 Armando PONTONE	ITA	IODA	201.2	199.9	198.9	198.5	197.5	199.2	201.2

These data/results cannot be reproduced, stored and/or transmitted in whole or in part by any manner of electronic, mechanical, photocopying, recording, broadcasting or otherwise now known or herein after developed without the previous express consent by the copyright owner, except for reproduction in daily press and regular printed publications on sale to the public within 60 days of the event related to those data/results and always provided that copyright symbol appears together as follows below.

© DORNA, 2012

Official MotoGP Timing by **TISSOT**
www.motogp.com

**Brno, Saturday, August 25, 2012**



5403 m.

bwin GRAND PRIX CESKE REPUBLIKY

Qualifying Practice

Chronological Analysis of Performances

12

		<i>T1</i> Time from finish line to 1st intermediate					<i>T3</i> Time from 2nd intermed. to 3rd intermed.							
		<i>T2</i> Time from 1st intermed. to 2nd intermed.					<i>T4</i> Time from 3rd intermediate to finish line							
<i>P</i> Crossing the finish line in pit lane														
Lap	Lap Time	<i>T1</i>	<i>T2</i>	<i>T3</i>	<i>T4</i>	Speed	Lap	Lap Time	<i>T1</i>	<i>T2</i>	<i>T3</i>	<i>T4</i>	Speed	
1st	25	Maverick VIÑALES Blusens Avintia SPA						14	2'08.736	34.003	37.342	35.004	22.387	212.7
		Runs=3 Total laps=16 Full laps=11						15	2'08.568	34.238	37.106	35.001	22.223	212.0
1	2'22.158	43.059	39.521	36.939	22.639									
2	2'10.346	34.232	37.956	35.791	22.367	210.6								
3	2'09.052	34.251	37.460	34.988	22.353	216.5								
4	2'09.007	33.956	37.731	34.863	22.457	212.6								
5	2'31.288 P	42.182	40.232	36.193	32.681	200.9								
6	4'31.794	2'56.098	38.139	34.934	22.623									
7	2'09.145	34.199	37.389	35.100	22.457	204.9								
8	2'09.154	34.163	37.464	35.026	22.501	206.9								
9	2'09.404	34.204	37.586	35.086	22.528	207.3								
10	2'18.657 P	36.626	38.470	35.718	27.843	198.3								
11	4'49.412	3'13.946	37.835	35.171	22.460									
12	2'08.075	33.956	37.093	34.673	22.353	205.7								
13	2'37.154	45.760	50.270	38.008	23.116	211.3								
14	2'08.671	34.064	37.339	34.860	22.408	208.4								
15	2'08.408	34.003	37.243	34.925	22.237	207.4								
16	2'11.753	36.157	37.369	35.824	22.403	207.6								
4th	27	Niccolò ANTONELLI San Carlo Gresini Mot ITA												
		Runs=3 Total laps=13 Full laps=8												
1	2'21.252	42.995	39.671	35.961	22.625									
2	2'10.900	34.395	38.425	35.493	22.587	211.0								
3	2'09.328	34.268	37.592	35.046	22.422	210.9								
4	2'10.111	34.330	37.643	35.730	22.408	209.9								
5	2'18.025 P	34.789	37.895	35.463	29.878	210.9								
6	9'55.727	8'14.822	42.855	35.463	22.587									
7	2'09.717	34.318	37.583	35.261	22.555	208.2								
8	2'09.828	34.284	37.516	35.279	22.749	208.0								
9	2'10.231	34.548	37.606	35.399	22.678	203.9								
10	2'17.678 P	35.269	38.484	35.593	28.332	203.8								
11	6'08.080	4'27.453	42.564	35.553	22.510									
12	2'27.733	42.232	47.362	35.476	22.663	210.5								
13	2'08.660	33.947	37.413	34.863	22.437	214.4								
5th	39	Luis SALOM RW Racing GP SPA												
		Runs=3 Total laps=15 Full laps=10												
1	2'36.173	52.850	44.430	36.031	22.862									
2	2'19.869	34.685	46.694	35.863	22.627	208.5								
3	2'09.394	34.309	37.304	35.250	22.531	211.6								
4	2'10.024	34.508	37.675	35.319	22.522	208.4								
5	2'10.494	34.670	37.560	35.517	22.747	208.9								
6	2'21.507 P	34.949	38.276	35.613	32.669	206.3								
7	4'17.416	2'41.761	37.897	35.330	22.428									
8	2'08.917	34.130	37.226	35.117	22.444	209.3								
9	2'08.839	34.060	37.206	35.118	22.455	210.2								
10	2'19.413 P	34.853	38.506	36.050	30.004	208.5								
11	6'57.052	5'16.738	42.330	35.430	22.554									
12	2'34.665	41.709	51.932	38.026	22.998	211.6								
13	2'10.742	34.586	38.434	35.257	22.465	207.5								
14	2'08.719	34.011	37.212	35.079	22.417	210.1								
15	2'09.050	34.180	37.301	35.216	22.353	208.9								
6th	55	Hector FAUBEL Mapfre Aspar Team M SPA												
		Runs=3 Total laps=15 Full laps=10												
1	2'18.285	40.239	39.096	36.128	22.822									
2	2'11.065	34.701	38.123	35.511	22.730	208.3								
3	2'10.687	34.743	37.909	35.385	22.650	207.0								
4	2'10.511	34.642	37.813	35.402	22.654	206.9								
5	2'23.100 P	37.257	39.173	36.705	29.965	204.7								
6	6'41.909	5'05.452	38.286	35.524	22.647									
7	2'09.639	34.232	37.621	35.296	22.490	207.3								
8	2'09.663	34.231	37.705	35.187	22.540	211.4								
9	2'09.259	34.229	37.436	35.068	22.526	208.3								
10	2'21.645 P	35.230	39.781	36.095	30.539	207.8								
11	5'43.033	3'57.783	39.945	41.767	23.538									
12	2'08.880	34.147	37.289	34.998	22.446	209.4								
13	2'09.460	34.262	37.417	35.249	22.532	208.7								
Fastest Lap:	Maverick VIÑALES	Blusens Avintia SPA					2'08.075	33.956	37.093	34.673	22.353			

These data/results cannot be reproduced, stored and/or transmitted in whole or in part by any manner of electronic, mechanical, photocopying, recording, broadcasting or otherwise now known or herein after developed without the previous express consent by the copyright owner, except for reproduction in daily press and regular printed publications on sale to the public within 60 days of the event related to those data/results and always provided that copyright symbol appears together as follows below.
© DORNA, 2012



Qualifying Practice

Moto3

Lap	Lap Time	T1	T2	T3	T4	Speed	Lap	Lap Time	T1	T2	T3	T4	Speed
14	2'12.076	36.141	37.846	35.509	22.580	208.4	5	2'33.042 P	36.599	43.750	39.442	33.251	210.8
15	2'10.145	34.282	37.808	35.377	22.678	210.4	6	9'15.378	7'34.734	38.331	39.599	22.714	
7th 84 Jakub KORNFEIL Redox-Ongetta-Centro CZE							11th 7 Efren VAZQUEZ JHK t-shirt Laglisse SPA						
Runs=3 Total laps=15 Full laps=10							Runs=3 Total laps=15 Full laps=10						
1	2'20.989	42.310	39.832	36.017	22.830		1	2'23.181	43.998	39.105	37.360	22.718	
2	2'11.016	34.524	38.170	35.614	22.708	207.5	2	2'10.024	34.306	37.909	35.326	22.483	211.6
3	2'20.435	35.877	40.170	38.568	25.820	207.2	3	2'11.059	34.302	38.659	35.498	22.600	212.3
4	2'10.395	34.601	37.743	35.436	22.615	206.9	4	2'09.990	34.458	37.791	35.248	22.493	211.8
5	2'17.788 P	34.379	37.484	35.734	30.191	207.2	5	2'27.750 P	34.754	43.448	37.807	31.741	210.3
6	5'40.276	3'55.561	39.718	39.331	25.666		6	6'30.816	4'47.042	43.913	36.912	22.949	
7	2'10.225	34.689	37.495	35.373	22.668	205.1	7	2'09.939	34.204	37.589	35.374	22.772	211.7
8	2'09.293	34.337	37.121	35.271	22.564	205.4	8	2'10.203	34.434	37.763	35.357	22.649	205.4
9	2'09.336	34.205	37.145	35.402	22.584	205.3	9	2'09.960	34.575	37.614	35.224	22.547	207.3
10	2'19.669 P	34.245	37.512	36.151	31.761	204.9	10	2'22.461 P	35.590	38.749	36.555	31.567	209.5
11	5'47.403	3'55.314	47.392	40.395	24.302		11	5'43.562	4'00.224	40.407	39.272	23.659	
12	2'11.092	34.656	37.949	35.811	22.676	205.2	12	2'09.906	34.410	37.696	35.223	22.577	211.0
13	2'09.642	34.390	37.047	35.253	22.952	203.9	13	2'09.434	34.250	37.483	35.193	22.508	207.6
14	2'09.318	34.371	37.170	35.224	22.553	200.0	14	2'10.430	34.320	37.745	35.551	22.814	207.8
15	2'09.019	34.247	37.011	35.270	22.491	204.5	15	2'10.790	34.543	37.842	35.676	22.729	207.2
8th 42 Alex RINS Estrella Galicia 0,0 SPA							12th 19 Alessandro TONUC Team Italia FMI ITA						
Runs=3 Total laps=15 Full laps=10							Runs=3 Total laps=16 Full laps=11						
1	2'26.379	47.111	39.634	36.736	22.898		1	2'17.907	39.507	39.394	35.970	23.036	
2	2'10.077	34.536	37.759	35.332	22.450	207.6	2	2'11.580	34.833	38.178	35.825	22.744	205.9
3	2'09.766	34.042	37.874	35.336	22.514	208.9	3	2'11.133	34.765	38.018	35.602	22.748	209.8
4	2'10.313	34.327	37.951	35.410	22.625	211.3	4	2'10.637	34.589	37.836	35.546	22.666	207.6
5	2'19.234 P	34.447	38.241	35.680	30.866	209.8	5	2'26.563 P	36.325	39.108	42.722	28.408	206.3
6	5'25.723	3'46.811	39.596	36.151	23.165		6	5'41.408	3'45.829	49.610	41.387	24.582	
7	2'11.183	34.891	37.956	35.554	22.782	202.0	7	2'10.604	34.726	37.680	35.458	22.740	203.6
8	2'10.171	34.476	37.654	35.325	22.716	203.5	8	2'10.924	35.799	37.341	35.238	22.546	204.9
9	2'10.719	34.548	37.816	35.576	22.779	204.0	9	2'09.498	34.217	37.380	35.288	22.613	207.6
10	2'20.862 P	35.463	38.575	35.652	31.172	202.9	10	2'10.161	34.290	37.472	35.472	22.927	207.4
11	6'08.847	4'32.338	38.244	35.626	22.639		11	2'20.604 P	35.693	39.147	36.644	29.120	203.6
12	2'31.859	40.647	50.596	37.668	22.948	205.6	12	4'28.204	2'47.449	38.777	38.328	23.650	
13	2'09.694	34.154	37.766	35.165	22.609	213.1	13	2'09.753	34.285	37.780	35.219	22.469	213.2
14	2'09.221	34.096	37.408	35.243	22.474	208.8	14	2'09.700	34.297	37.753	35.195	22.455	212.3
15	2'09.315	34.109	37.470	35.219	22.517	207.9	15	2'10.088	34.342	37.551	35.475	22.720	210.3
9th 52 Danny KENT Red Bull KTM Ajo GBR							13th 5 Romano FENATI Team Italia FMI ITA						
Runs=3 Total laps=15 Full laps=10							Runs=3 Total laps=9 Full laps=6						
1	2'43.857	1'02.581	40.022	37.769	23.485		1	2'32.955	55.910	38.733	35.627	22.685	
2	2'11.184	34.835	38.073	35.612	22.664	209.1	2	2'10.019	34.373	37.675	35.318	22.653	207.5
3	2'10.299	34.498	37.765	35.428	22.608	210.4	3	2'09.842	34.295	37.713	35.317	22.517	209.2
4	2'09.967	34.415	37.630	35.372	22.550	208.2	4	2'10.964	34.409	37.827	35.336	23.392	211.7
5	2'13.159	36.453	38.131	35.841	22.734	210.0	5	2'09.532	34.103	37.531	35.174	22.724	210.5
6	2'21.752 P	34.371	37.875	35.462	34.044	208.8	6	2'24.005 P	37.586	38.656	36.851	30.912	208.4
7	5'40.993	3'49.518	42.342	45.576	23.557		unfinished		4'09.354	37.764			
8	2'09.951	34.480	37.552	35.347	22.572	206.6	7	24'50.651		38.386	35.917	22.724	
9	2'09.749	34.284	37.589	35.286	22.590	208.0	8	2'09.916	34.301	37.553	35.389	22.673	211.0
10	2'54.022 P	41.182	57.931	42.389	32.520	207.5	14th 23 Alberto MONCAYO Andalucia JHK t-shirt SPA						
Runs=3 Total laps=13 Full laps=8							Runs=3 Total laps=13 Full laps=7						
1	2'16.521	38.574	39.088	35.902	22.957		1	2'24.849	44.677	39.933	37.325	22.914	
2	2'10.075	34.544	37.558	35.301	22.672	204.2	2	2'11.194	34.615	37.986	35.835	22.758	209.9
3	2'10.026	34.558	37.554	35.238	22.676	204.5	Fastest Lap: Maverick VIÑALES Blusens Avintia SPA 2'08.075 33.956 37.093 34.673 22.353						
4	2'15.118	39.930	37.732	35.177	22.279	204.4							

These data/results cannot be reproduced, stored and/or transmitted in whole or in part by any manner of electronic, mechanical, photocopying, recording, broadcasting or otherwise now known or herein after developed without the previous express consent by the copyright owner, except for reproduction in daily press and regular printed publications on sale to the public within 60 days of the event related to those data/results and always provided that copyright symbol appears together as follows below.
© DORNA, 2012



Qualifying Practice

Moto3

Lap	Lap Time	T1	T2	T3	T4	Speed	Lap	Lap Time	T1	T2	T3	T4	Speed
3	2'11.474	34.731	37.984	35.919	22.840	209.1	18th 12	Alex MARQUEZ	Ambrogio Next Racing SPA				Runs=3 Total laps=10 Full laps=4
4	2'10.668	34.452	37.906	35.645	22.665	210.8							
5	2'28.218 P	34.454	40.849	39.729	33.186	210.8							
6	6'27.517	4'38.460	46.078	39.561	23.418								
7	2'09.765	34.384	37.569	35.229	22.583	208.5							
8	2'09.820	34.119	37.670	35.464	22.567	210.9							
9	2'09.635	34.213	37.615	35.244	22.563	210.7							
10	2'23.844 P	36.635	39.708	36.069	31.432	211.5							
11	4'51.237	3'12.361	39.135	36.521	23.220								
12	2'26.811	34.823	52.918	36.083	22.987	210.1							
	unfinished	34.511				211.8							
15th 26	Adrian MARTIN	JHK t-shirt Laglisse		SPA		Runs=3 Total laps=15 Full laps=10							
1	2'18.233	39.623	39.555	35.878	23.177								
2	2'11.779	35.084	38.349	35.543	22.803	207.3							
3	2'10.864	34.717	37.748	35.657	22.742	203.6							
4	2'10.707	34.741	38.039	35.286	22.641	205.3							
5	2'29.350 P	36.110	43.365	38.796	31.079	207.0							
6	5'21.097	3'43.188	38.921	35.979	23.009								
7	2'11.217	34.788	37.875	35.661	22.893	203.8							
8	2'10.561	34.593	37.747	35.436	22.785	204.0							
9	2'10.744	34.514	37.890	35.503	22.837	204.6							
10	2'19.286 P	35.107	38.332	36.291	29.556	203.2							
11	6'04.739	4'11.066	47.452	40.762	25.459								
12	2'25.472	34.632	50.628	37.044	23.168	205.7							
13	2'09.885	34.485	37.571	35.235	22.594	203.1							
14	2'14.439	38.000	38.313	35.451	22.675	205.8							
15	2'09.641	34.300	37.785	35.133	22.423	212.6							
16th 96	Louis ROSSI	Racing Team German		FRA		Runs=3 Total laps=14 Full laps=9							
1	2'45.575	1'03.317	40.189	38.843	23.226								
2	2'11.160	34.954	38.021	35.501	22.684	204.3							
3	2'09.803	34.459	37.398	35.312	22.634	207.1							
4	2'09.682	34.354	37.489	35.231	22.608	206.8							
5	2'10.158	34.443	37.541	35.305	22.869	206.7							
6	2'19.584 P	34.974	38.127	35.637	30.846	205.2							
7	5'46.576	3'55.296	41.776	46.048	23.456								
8	2'11.043	34.813	37.716	35.652	22.862	203.4							
9	2'18.326 P	34.632	37.968	35.723	30.003	203.9							
10	7'33.721	4'55.142	59.172	1'03.140	36.267								
11	2'40.030	41.463	57.038	37.982	23.547	204.9							
12	2'10.094	34.342	37.750	35.317	22.685	206.9							
13	2'09.937	34.361	37.438	35.332	22.806	208.6							
14	2'10.084	34.389	37.626	35.346	22.723	205.7							
17th 10	Alexis MASBOU	Caretta Technology		FRA		Runs=3 Total laps=14 Full laps=9							
1	2'23.134	43.957	39.488	36.650	23.039								
2	2'10.841	34.513	37.948	35.674	22.706	208.4							
3	2'10.841	34.270	38.108	35.806	22.657	213.0							
4	2'09.737	34.346	37.729	35.266	22.396	210.9							
5	2'19.388	34.661	39.155	40.061	25.511	211.6							
6	2'31.764 P	35.846	42.553	42.240	31.125	207.1							
7	4'43.697	3'03.269	39.270	37.329	23.829								
8	2'10.716	34.584	37.724	35.581	22.827	206.9							
9	2'17.346 P	34.689	37.816	36.143	28.698	208.5							
10	8'37.656	5'40.836	1'16.951	1'02.908	36.961								
11	2'13.292	35.644	38.391	36.416	22.841	199.2							
12	2'12.790	34.446	37.882	37.434	23.028	207.3							
13	2'27.059	40.555	44.909	38.176	23.419	210.6							
14	2'09.925	34.180	37.863	35.189	22.693	213.7							
19th 17	John McPHEE	Racing Steps Foundat		GBR		Runs=3 Total laps=14 Full laps=10							
1	2'48.749	P	41.777	39.551	54.685	32.736							
2	4'52.180	3'12.878	39.935	36.148	23.219								
3	2'12.863	35.361	38.386	36.054	23.062	203.3							
4	3'33.408	48.388	1'05.612	1'12.487	26.921	202.7							
5	2'29.199	46.097	44.078	35.933	23.091	198.9							
6	2'12.102	35.197	38.117	35.825	22.963	201.7							
7	2'26.417 P	36.669	39.933	38.462	31.353	203.0							
8	6'09.313	4'30.397	38.911	36.832	23.173								
9	2'11.325	35.140	37.851	35.450	22.884	202.0							
10	2'45.434	44.221	56.605	41.748	22.860	202.6							
11	2'33.977	42.460	47.953	40.351	23.213	206.0							
12	2'10.738	34.699	37.761	35.442	22.836	208.1							
13	2'10.286	34.678	37.522	35.216	22.870	209.3							
14	2'09.848	34.357	37.700	35.335	22.456	209.5							
20th 61	Arthur SISIS	Red Bull KTM Ajo		AUS		Runs=3 Total laps=14 Full laps=9							
1	2'28.813	48.440	41.035	36.545	22.793								
2	2'11.913	35.219	38.337	35.698	22.659	214.2							
3	2'10.734	34.617	37.941	35.548	22.628	214.1							
4	2'11.927	34.988	38.184	36.188	22.567	213.5							
5	2'19.563 P	34.347	38.047	35.590	31.579	213.0							
6	7'49.208	5'55.248	39.642	48.062	26.256								
7	2'10.749	34.490	37.964	35.622	22.673	211.0							
8	2'10.898	34.427	38.017	35.608	22.846	210.1							
9	2'18.772 P	34.720	39.170	36.679	28.203	208.5							
10	6'40.806	5'00.448	40.294	37.208	22.856								
11	2'10.305	34.404	37.812	35.468	22.621	210.6							
12	2'09.875	34.195	37.797	35.332	22.551	211.2							
13	2'41.035	34.650	45.717	57.403	23.265	213.2							
14	2'11.076	34.717	37.987	35.646	22.726	208.1							
21st 44	Miguel OLIVEIRA	Estrella Galicia 0,0		POR		Runs=3 Total laps=15 Full laps=10							
1	2'28.533	50.914	38.420	36.237	22.962								
2	2'11.619	35.138	38.050	35.666	22.765	204.3							
3	2'10.985	34.870	37.726	35.561	22.828	207.4							
4	2'10.957	34.883	37.723	35.640	22.711	205.4							
5	2'17.770 P	34.629	37.672	35.557	29.912	205.1							
6	4'58.046	3'20.743	38.346	35.952	23.005								
7	2'10.958	35.056	37.670	35.491	22.741	201.5							
8	2'10.729	34.647	37.598	35.572	22.912	203.1							
9	2'10.182	34.898	37.459	35.218	22.607	202.8							
10	2'17.269 P	34.839	38.566	36.186	27.678	207.1							
11	7'22.052	5'36.846	40.949	40.532	23.725								
12	2'55.611	34.075	37.696	1'20.490	23.350	211.9							
13	2'12.178	35.311	38.134	35.849	22.884	203.0							

Fastest Lap: Maverick VIÑALES Blusens Avintia SPA **2'08.075** 33.956 37.093 34.673 22.353

These data/results cannot be reproduced, stored and/or transmitted in whole or in part by any manner of electronic, mechanical, photocopying, recording, broadcasting or otherwise now known or herein after developed without the previous express consent by the copyright owner, except for reproduction in daily press and regular printed publications on sale to the public within 60 days of the event related to those data/results and always provided that copyright symbol appears together as follows below.
© DORNA, 2012



Qualifying Practice

Moto3

Lap	Lap Time	T1	T2	T3	T4	Speed	Lap	Lap Time	T1	T2	T3	T4	Speed	
14	2'11.472	34.921	37.876	35.825	22.850	201.2	1	2'19.582	41.165	39.181	36.309	22.927		
15	2'11.415	34.881	37.850	35.834	22.850	203.6	2	2'12.526	35.086	38.510	35.936	22.994	209.8	
22nd	9	Toni FINSTERBUSC MZ Racing GER						3	2'11.844	35.013	38.227	35.614	22.990	207.9
		Runs=2 Total laps=13 Full laps=10						4	2'12.159	35.137	38.106	35.749	23.167	205.2
1	2'19.346	40.678	39.363	36.366	22.939		5	2'12.169	35.057	38.261	35.760	23.091	207.1	
2	2'13.048	35.203	38.828	36.102	22.915	209.6	6	2'21.886 P	35.965	39.934	36.807	29.180	201.3	
3	2'12.682	34.626	39.256	36.177	22.623	209.5	7	4'22.640	2'44.943	38.687	35.895	23.115		
4	2'10.511	34.258	38.155	35.506	22.592	209.0	8	2'11.591	34.864	38.422	35.570	22.735	208.5	
5	2'12.904	34.562	39.516	35.737	23.089	205.6	9	2'11.259	34.687	38.160	35.510	22.902	206.5	
6	2'31.849 P	36.369	42.568	39.861	33.051	204.1	10	2'19.700 P	35.518	38.699	36.435	29.048	204.8	
7	12'52.817	10'44.766	48.263	55.877	23.911		11	5'42.185 P	3'52.914	41.333	37.815	30.123		
8	2'22.745	35.547	40.439	42.856	23.903	199.4	12	2'27.562	49.058	38.550	36.490	23.464		
9	2'39.436	35.128	38.818	47.257	38.233	205.1	13	2'13.358	35.672	38.476	36.174	23.036	202.2	
10	2'13.303	35.574	38.583	36.334	22.812	202.6	14	2'11.965	35.047	38.047	35.792	23.079	202.6	
11	2'11.795	34.676	37.946	36.115	23.058	206.1	15	2'11.814	35.164	37.927	35.629	23.094	203.0	
12	2'28.151	39.319	47.155	38.448	23.229	204.0	16	2'11.760	35.107	37.839	35.806	23.008	202.7	
13	2'11.469	34.537	38.038	36.027	22.867	209.9	27th	53	Jasper IWEMA Moto FGR NED					
23rd	41	Brad BINDER RW Racing GP RSA							Runs=3 Total laps=14 Full laps=9					
		Runs=1 Total laps=2 Full laps=1						1	2'18.137	39.191	39.277	36.184	23.485	
1	2'23.457	44.517	39.097	36.731	23.112		2	2'12.109	34.998	38.345	35.615	23.151	205.6	
2	2'10.617	34.406	37.966	35.571	22.674	213.9	3	2'11.709	34.713	38.278	35.622	23.096	207.2	
24th	6	Joan OLIVE TT Motion Events Rac SPA						4	2'11.364	34.712	38.121	35.528	23.003	207.5
		Runs=2 Total laps=15 Full laps=12						5	2'32.151 P	35.284	47.680	36.099	33.088	202.7
1	2'36.797	56.469	41.060	36.270	22.998		6	7'46.053	5'55.950	39.243	46.171	24.689		
2	2'18.198	34.904	38.763	40.785	23.746	208.3	7	2'12.352	35.068	38.346	35.870	23.068	205.4	
3	2'12.128	34.978	38.261	36.106	22.783	206.2	8	2'13.085	34.994	38.537	36.202	23.352	203.9	
4	2'11.779	34.770	38.189	35.943	22.877	210.4	9	2'23.036 P	36.098	40.241	37.496	29.201	200.7	
5	2'23.627	36.351	40.137	39.382	27.757	207.2	10	6'29.431	4'49.487	39.360	37.084	23.500		
6	2'19.811 P	35.646	38.592	36.204	29.369	202.6	11	2'11.289	34.533	38.068	35.663	23.025	208.0	
7	7'01.583	5'19.411	38.755	37.978	25.439		12	2'12.193	34.738	38.256	35.962	23.237	203.9	
8	2'11.689	34.759	38.110	35.995	22.825	205.5	13	2'42.487	35.783	45.474	57.784	23.446	195.1	
9	2'11.166	34.607	37.971	35.611	22.977	209.1	14	2'12.151	34.949	38.239	35.727	23.236	202.8	
10	2'36.930	34.869	44.497	53.945	23.619	205.9	28th	3	Luigi MORCIANO Ioda Team Italia ITA					
11	2'39.829	35.380	1'02.909	38.398	23.142	204.5		Runs=2 Total laps=15 Full laps=12						
12	3'05.694	34.813	38.553	1'27.013	25.315	208.3	1	2'21.758	41.452	40.048	37.056	23.202		
13	2'10.828	34.570	37.805	35.590	22.863	209.2	2	2'12.347	35.057	38.233	36.002	23.055	203.4	
14	2'28.911	39.111	46.188	40.889	22.723	207.3	3	2'11.562	34.923	38.092	35.710	22.837	207.8	
15	2'10.682	34.584	37.790	35.606	22.702	213.5	4	2'11.684	35.006	38.023	35.723	22.932	203.4	
25th	71	Michael Ruben RIN Caretta Technology ITA						5	2'12.212	34.973	38.470	35.761	23.008	202.6
		Runs=3 Total laps=16 Full laps=11						6	2'25.254 P	35.361	42.247	37.659	29.987	199.2
1	2'24.156	44.403	39.854	36.764	23.135		7	7'31.486	5'50.040	42.576	35.864	23.006		
2	2'12.284	35.129	38.428	35.886	22.841	206.1	8	2'11.349	34.982	37.692	35.664	23.011	201.8	
3	2'11.859	34.819	38.308	35.794	22.938	207.2	9	2'11.627	35.039	37.677	35.689	23.222	200.2	
4	2'11.873	34.820	38.314	35.880	22.859	206.2	10	2'11.913	35.243	37.596	35.898	23.176	198.2	
5	2'14.618	35.206	38.267	35.983	25.162	205.2	11	3'02.297	43.046	52.156	1'03.157	23.938	192.7	
6	2'23.300 P	35.596	39.585	36.707	31.412	202.9	12	2'12.579	35.154	37.945	36.172	23.308	199.8	
7	4'14.212	2'31.885	40.574	37.614	24.139		13	3'01.445	49.748	1'07.421	40.437	23.839	197.3	
8	2'12.257	35.008	38.407	35.801	23.041	206.1	14	2'12.066	35.133	38.002	35.847	23.084	197.0	
9	2'11.555	34.802	38.176	35.687	22.890	208.9	15	2'11.788	34.881	37.997	35.852	23.058	201.2	
10	2'21.967 P	34.928	38.360	37.297	31.382	205.5	29th	95	Miroslav POPOV Mahindra Racing CZE					
11	4'35.624	2'54.631	40.714	36.805	23.474			Runs=2 Total laps=15 Full laps=12						
12	2'23.381	37.623	41.634	39.703	24.421	201.0	1	2'19.204	39.854	39.610	36.376	23.364		
13	2'27.495	35.100	39.082	48.049	25.264	206.0	2	2'13.956	35.927	38.717	36.241	23.071	203.1	
14	2'13.608	35.112	38.459	36.048	23.989	204.1	3	2'12.640	34.961	38.389	36.195	23.095	203.0	
15	2'11.108	34.412	38.142	35.687	22.867	208.1	4	2'12.330	35.048	38.191	36.010	23.081	205.0	
16	2'11.383	34.535	38.085	35.857	22.906	208.7	5	2'24.129 P	34.868	38.785	36.888	33.588	204.2	
							6	9'51.048	8'10.752	40.289	36.569	23.438		
							7	2'13.022	35.165	38.490	36.089	23.278	201.0	
							8	2'12.529	35.189	38.220	35.846	23.274	200.8	
							9	2'12.419	35.028	38.239	35.853	23.299	200.0	

Fastest Lap: Maverick VIÑALES Blusens Avintia SPA **2'08.075** 33.956 37.093 34.673 22.353

These data/results cannot be reproduced, stored and/or transmitted in whole or in part by any manner of electronic, mechanical, photocopying, recording, broadcasting or otherwise now known or herein after developed without the previous express consent by the copyright owner, except for reproduction in daily press and regular printed publications on sale to the public within 60 days of the event related to those data/results and always provided that copyright symbol appears together as follows below.
© DORNA, 2012



Qualifying Practice

Moto3

Lap	Lap Time	T1	T2	T3	T4	Speed	Lap	Lap Time	T1	T2	T3	T4	Speed
10	2'11.989	35.006	37.965	35.946	23.072	200.1							
11	2'11.969	34.998	38.020	35.863	23.088	201.2							
12	2'14.424	34.915	39.576	36.606	23.327	200.6							
13	2'12.804	35.083	38.351	36.176	23.194	201.2							
14	2'12.219	34.997	38.251	35.928	23.043	201.5							
15	2'12.032	34.935	37.850	35.959	23.288	205.0							

30th 51 Kenta FUJII Technomag-CIP-TSR JPN
 Runs=2 Total laps=16 Full laps=13

1	2'19.231	40.422	39.322	36.383	23.104								
2	2'14.733	35.663	39.396	36.379	23.295	210.0							
3	2'13.488	35.561	39.086	35.936	22.905	209.3							
4	2'11.981	34.828	38.253	35.884	23.016	211.1							
5	2'12.501	34.896	38.319	36.127	23.159	208.4							
6	2'13.349	35.062	38.835	36.266	23.186	205.4							
7	2'13.349	35.216	38.513	36.458	23.162	204.1							
8	2'28.449 P	36.426	41.213	38.795	32.015	204.0							
9	5'23.945	3'44.870	39.514	36.504	23.057								
10	2'12.521	34.967	38.432	36.057	23.065	207.1							
11	2'13.153	35.083	38.715	36.090	23.265	204.9							
12	2'51.181	41.015	53.192	53.391	23.583	204.9							
13	2'12.862	35.214	38.305	36.246	23.097	205.1							
14	2'13.245	35.261	38.603	36.228	23.153	206.4							
15	2'54.532	38.241	1'15.538	37.736	23.017	205.5							
16	2'12.581	35.117	38.354	36.041	23.069	207.7							

31st 80 Armando PONTONE IodaRacing Project ITA
 Runs=2 Total laps=15 Full laps=12

1	2'25.132	43.480	40.992	37.176	23.484								
2	2'14.925	35.976	38.964	36.647	23.338	201.2							
3	2'13.726	35.743	38.612	36.278	23.093	198.5							
4	2'14.224	35.659	38.708	36.467	23.390	199.9							
5	2'18.358	36.050	41.424	37.291	23.593	195.9							
6	2'14.359	35.717	38.921	36.194	23.527	198.9							
7	2'16.304	36.555	39.742	36.603	23.404	194.3							
8	2'28.991	35.920	46.550	42.575	23.946	197.2							
9	2'16.539	36.364	39.696	36.851	23.628	194.4							
10	2'31.945 P	36.316	39.350	40.505	35.774	196.6							
11	7'27.752	5'28.761	44.858	44.250	29.883								
12	2'15.531	36.534	38.670	36.794	23.533	193.3							
13	2'16.885	38.430	38.715	36.350	23.390	195.1							
14	2'53.273	36.332	1'07.763	42.508	26.670	197.5							
15	2'14.036	35.874	38.445	36.407	23.310	196.8							

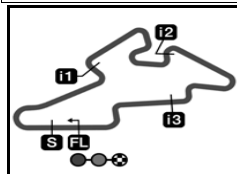
32nd 30 Giulian PEDONE Ambrogio Next Racing SWI
 Runs=1 Total laps=2 Full laps=1

1	2'19.070	39.054	39.980	36.713	23.323								
2	2'14.142	35.322	39.129	36.423	23.268	202.3							

Fastest Lap: Maverick VIÑALES Blusens Avintia SPA 2'08.075 33.956 37.093 34.673 22.353

These data/results cannot be reproduced, stored and/or transmitted in whole or in part by any manner of electronic, mechanical, photocopying, recording, broadcasting or otherwise now known or herein after developed without the previous express consent by the copyright owner, except for reproduction in daily press and regular printed publications on sale to the public within 60 days of the event related to those data/results and always provided that copyright symbol appears together as follows below.
 © DORNA, 2012





5403 m.

bwin GRAND PRIX CESKE REPUBLIKY
Provisional Starting Grid

Race : 19 laps = 102.657 km



1	1 2'08.075 25 Maverick VIÑALES FTR Honda	2	2 2'08.108 11 Sandro CORTESE KTM	3	3 2'08.504 63 Zulfahmi KHAIRUDDIN KTM
2	4 2'08.660 27 Niccolò ANTONELLI FTR Honda	5	5 2'08.719 39 Luis SALOM Kalex KTM	6	6 2'08.880 55 Hector FAUBEL Kalex KTM
3	7 2'09.019 84 Jakub KORNFEIL FTR Honda	8	8 2'09.221 42 Alex RINS Suter Honda	9	9 2'09.307 52 Danny KENT KTM
4	10 2'09.382 94 Jonas FOLGER Kalex KTM	11	11 2'09.434 7 Efen VAZQUEZ FTR Honda	12	12 2'09.498 19 Alessandro TONUCCI FTR Honda
5	13 2'09.532 5 Romano FENATI FTR Honda	14	14 2'09.635 23 Alberto MONCAYO FTR Honda	15	15 2'09.641 26 Adrian MARTIN FTR Honda
6	16 2'09.682 96 Louis ROSSI FTR Honda	17	17 2'09.737 10 Alexis MASBOU Honda	18	18 2'09.821 12 Alex MARQUEZ Suter Honda
7	19 2'09.848 17 John McPHEE KRP Honda	20	20 2'09.875 61 Arthur SISIS KTM	21	21 2'10.182 44 Miguel OLIVEIRA Suter Honda

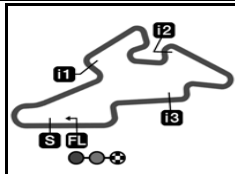
The results are provisional until the end of the limit for protest and appeals and until the ratification of the Event Management Committee.

Time limit for protest expires 60' at the latest after publication of the results - Mr. Time:

These data/results cannot be reproduced, stored and/or transmitted in whole or in part by any manner of electronic, mechanical, photocopying, recording, broadcasting or otherwise now known or herein after developed without the previous express consent of the copyright owner, except for reproduction in daily press and regular printed publications on sale to the public within 60 days of the event related to those data/results and always provided that copyright symbol appears together as follows below.

© DORNA, 2012





5403 m.

bwin GRAND PRIX CESKE REPUBLIKY
Provisional Starting Grid

Race : 19 laps = 102.657 km

8

22
2'10.511
9 Toni FINSTERBUSCH
Honda

23
2'10.617
41 Brad BINDER
Kalex KTM

24
2'10.682
6 Joan OLIVE
KTM

9

25
2'11.108
71 Michael Ruben RINALDI
Honda

26
2'11.259
43 Luca GRUENWALD
Honda

27
2'11.289
53 Jasper IWEMA
FGR Honda

10

28
2'11.349
3 Luigi MORCIANO
loda

29
2'11.969
95 Miroslav POPOV
Mahindra

30
2'11.981
51 Kenta FUJII
TSR Honda

11

31
2'13.726
80 Armando PONTONE
loda

32
2'14.142
30 Giulian PEDONE
Suter Honda

33
32 Isaac VIÑALES
FTR Honda

12

34
89 Alan TECHER
TSR Honda

35
20 Riccardo MORETTI
Mahindra

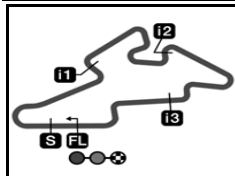
The results are provisional until the end of the limit for protest and appeals and until the ratification of the Event Management Committee.

Time limit for protest expires 60' at the latest after publication of the results - Mr. Time:

These data/results cannot be reproduced, stored and/or transmitted in whole or in part by any manner of electronic, mechanical, photocopying, recording, broadcasting or otherwise now known or herein after developed without the previous express consent by the copyright owner, except for reproduction in daily press and regular printed publications on sale to the public within 60 days of the event related to those data/results and always provided that copyright symbol appears together as follows below.

© DORNA, 2012





5403 m.

bwint GRAND PRIX CESKE REPUBLIKY*After the Qualifying Practice***Event Best Maximum Speed**

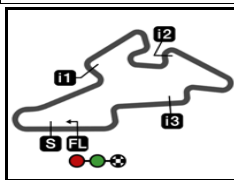
<i>Rider</i>	<i>Nation Team</i>	<i>Motorcycle</i>	<i>Km/h</i>	
63 Zulfahmi KHAIRUDDIN	MAL AirAsia-Sic-Ajo	KTM	216.9	Qualifying Practice
25 Maverick VIÑALES	SPA Blusens Avintia	FTR HONDA	216.5	Qualifying Practice
41 Brad BINDER	RSA RW Racing GP	KALEX KTM	215.6	Qualifying Practice
11 Sandro CORTESE	GER Red Bull KTM Ajo	KTM	214.8	Qualifying Practice
12 Alex MARQUEZ	SPA Ambrogio Next Racing	SUTER HONDA	214.5	Qualifying Practice
27 Niccolò ANTONELLI	ITA San Carlo Gresini Moto3	FTR HONDA	214.4	Qualifying Practice
5 Romano FENATI	ITA Team Italia FMI	FTR HONDA	214.3	Free Practice Nr. 3
61 Arthur SISSIS	AUS Red Bull KTM Ajo	KTM	214.2	Qualifying Practice
10 Alexis MASBOU	FRA Caretta Technology	HONDA	214.1	Free Practice Nr. 3
6 Joan OLIVE	SPA TT Motion Events Racing	KTM	213.5	Qualifying Practice
55 Hector FAUBEL	SPA Mapfre Aspar Team Moto3	KALEX KTM	213.4	Free Practice Nr. 3
19 Alessandro TONUCCI	ITA Team Italia FMI	FTR HONDA	213.2	Qualifying Practice
42 Alex RINS	SPA Estrella Galicia 0,0	SUTER HONDA	213.1	Qualifying Practice
39 Luis SALOM	SPA RW Racing GP	KALEX KTM	212.8	Free Practice Nr. 1
53 Jasper IWEMA	NED Moto FGR	FGR HONDA	212.7	Free Practice Nr. 3
26 Adrian MARTIN	SPA JHK t-shirt Laglisse	FTR HONDA	212.6	Qualifying Practice
52 Danny KENT	GBR Red Bull KTM Ajo	KTM	212.4	Free Practice Nr. 3
7 Efren VAZQUEZ	SPA JHK t-shirt Laglisse	FTR HONDA	212.3	Qualifying Practice
23 Alberto MONCAYO	SPA Andalucia JHK t-shirt Laglisse	FTR HONDA	212.1	Free Practice Nr. 3
44 Miguel OLIVEIRA	POR Estrella Galicia 0,0	SUTER HONDA	211.9	Qualifying Practice
94 Jonas FOLGER	GER Mapfre Aspar Team Moto3	KALEX KTM	211.6	Free Practice Nr. 1
51 Kenta FUJII	JPN Technomag-CIP-TSR	TSR HONDA	211.1	Qualifying Practice
89 Alan TECHER	FRA Technomag-CIP-TSR	TSR HONDA	210.4	Free Practice Nr. 1
96 Louis ROSSI	FRA Racing Team Germany	FTR HONDA	210.4	Free Practice Nr. 2
9 Toni FINSTERBUSCH	GER MZ Racing	HONDA	209.9	Qualifying Practice
43 Luca GRUENWALD	GER Freudenberg Racing Team	HONDA	209.8	Qualifying Practice
17 John McPHEE	GBR Racing Steps Foundation KRP	KRP HONDA	209.5	Qualifying Practice
32 Isaac VIÑALES	SPA Ongetta-Centro Seta	FTR HONDA	209.1	Free Practice Nr. 3
71 Michael Ruben RINALDI	ITA Caretta Technology	HONDA	208.9	Qualifying Practice
3 Luigi MORCIANO	ITA Ioda Team Italia	IODA	207.8	Qualifying Practice
84 Jakub KORNFEIL	CZE Redox-Ongetta-Centro Seta	FTR HONDA	207.5	Qualifying Practice
30 Giulian PEDONE	SWI Ambrogio Next Racing	SUTER HONDA	206.4	Free Practice Nr. 2
95 Miroslav POPOV	CZE Mahindra Racing	MAHINDRA	205.0	Qualifying Practice
80 Armando PONTONE	ITA IodaRacing Project	IODA	203.3	Free Practice Nr. 2
20 Riccardo MORETTI	ITA Mahindra Racing	MAHINDRA	201.9	Free Practice Nr. 1

These data/results cannot be reproduced, stored and/or transmitted in whole or in part by any manner of electronic, mechanical, photocopying, recording, broadcasting or otherwise now known or herein after developed without the previous express consent by the copyright owner, except for reproduction in daily press and regular printed publications on sale to the public within 60 days of the event related to those data/results and always provided that copyright symbol appears together as follows below.

© DORNA, 2012

Official MotoGP Timing by **TISSOT**
www.motogp.com

**Brno, Saturday, August 25, 2012**



5403 m.

bwini GRAND PRIX CESKE REPUBLIKY

Qualifying Practice

Best Partial Times

Moto3

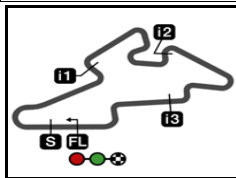
IT Ideal Lap Time, sum of the best partial times*BT* Best Lap Time

T1			T2			T3			T4				
Pos	Rider	Time	Rider	Time	Rider	Time	Rider	Time	Pos	Rider	IT	BT	
1	S.CORTESE	33.569	J.KORNFEIL	37.011	M.VIÑALES	34.673	S.CORTESE	22.222	1	S.CORTESE	2'07.676	2'08.108 (2)	
2	Z.KHAIRUDDIN	33.848	S.CORTESE	37.078	S.CORTESE	34.807	Z.KHAIRUDDIN	22.223	2	M.VIÑALES	2'07.959	2'08.075 (1)	
3	N.ANTONELLI	33.947	M.VIÑALES	37.093	N.ANTONELLI	34.863	M.VIÑALES	22.237	3	Z.KHAIRUDDIN	2'08.135	2'08.504 (3)	
4	M.VIÑALES	33.956	Z.KHAIRUDDIN	37.106	Z.KHAIRUDDIN	34.958	J.FOLGER	22.279	4	N.ANTONELLI	2'08.631	2'08.660 (4)	
5	L.SALOM	34.011	L.SALOM	37.206	H.FAUBEL	34.998	L.SALOM	22.353	5	L.SALOM	2'08.649	2'08.719 (5)	
6	A.RINS	34.042	H.FAUBEL	37.289	L.SALOM	35.079	A.MASBOU	22.396	6	J.FOLGER	2'08.868	2'09.382 (10)	
7	M.OLIVEIRA	34.075	A.TONUCCI	37.341	J.FOLGER	35.080	N.ANTONELLI	22.408	7	H.FAUBEL	2'08.880	2'08.880 (6)	
8	R.FENATI	34.103	D.KENT	37.387	A.MARTIN	35.133	A.MARQUEZ	22.412	8	J.KORNFEIL	2'08.931	2'09.019 (7)	
9	A.MONCAYO	34.119	J.FOLGER	37.389	D.KENT	35.136	A.MARTIN	22.423	9	A.RINS	2'09.065	2'09.221 (8)	
10	D.KENT	34.120	L.ROSSI	37.398	A.MARQUEZ	35.158	H.FAUBEL	22.446	10	D.KENT	2'09.193	2'09.307 (9)	
11	J.FOLGER	34.120	A.RINS	37.408	A.RINS	35.165	A.RINS	22.450	11	A.TONUCCI	2'09.208	2'09.498 (12)	
12	H.FAUBEL	34.147	N.ANTONELLI	37.413	R.FENATI	35.174	A.TONUCCI	22.455	12	A.MARQUEZ	2'09.223	2'09.821 (18)	
13	A.MASBOU	34.180	A.MARQUEZ	37.427	A.MASBOU	35.189	J.McPHEE	22.456	13	R.FENATI	2'09.325	2'09.532 (13)	
14	A.SISSIS	34.195	M.OLIVEIRA	37.459	E.VAZQUEZ	35.193	E.VAZQUEZ	22.483	14	M.OLIVEIRA	2'09.359	2'10.182 (21)	
15	E.VAZQUEZ	34.204	E.VAZQUEZ	37.483	A.TONUCCI	35.195	J.KORNFEIL	22.491	15	E.VAZQUEZ	2'09.363	2'09.434 (11)	
16	J.KORNFEIL	34.205	J.McPHEE	37.522	J.McPHEE	35.216	R.FENATI	22.517	16	A.MARTIN	2'09.427	2'09.641 (15)	
17	A.TONUCCI	34.217	R.FENATI	37.531	M.OLIVEIRA	35.218	D.KENT	22.550	17	A.MONCAYO	2'09.480	2'09.635 (14)	
18	A.MARQUEZ	34.226	A.MONCAYO	37.569	J.KORNFEIL	35.224	A.SISSIS	22.551	18	A.MASBOU	2'09.489	2'09.737 (17)	
19	T.FINSTERBUSC	34.258	A.MARTIN	37.571	A.MONCAYO	35.229	A.MONCAYO	22.563	19	J.McPHEE	2'09.551	2'09.848 (19)	
20	A.MARTIN	34.300	L.MORCIANO	37.596	L.ROSSI	35.231	T.FINSTERBUSC	22.592	20	L.ROSSI	2'09.579	2'09.682 (16)	
21	L.ROSSI	34.342	A.MASBOU	37.724	A.SISSIS	35.332	M.OLIVEIRA	22.607	21	A.SISSIS	2'09.875	2'09.875 (20)	
22	J.McPHEE	34.357	J.OLIVE	37.790	T.FINSTERBUSC	35.506	L.ROSSI	22.608	22	T.FINSTERBU	2'10.302	2'10.511 (22)	
23	B.BINDER	34.406	A.SISSIS	37.797	L.GRUENWALD	35.510	B.BINDER	22.674	23	B.BINDER	2'10.617	2'10.617 (23)	
24	M.RINALDI	34.412	L.GRUENWALD	37.839	J.IWEMA	35.528	J.OLIVE	22.702	24	J.OLIVE	2'10.652	2'10.682 (24)	

These data/results cannot be reproduced, stored and/or transmitted in whole or in part by any manner of electronic, mechanical, photocopying, recording, broadcasting or otherwise now known or herein after developed without the previous express consent by the copyright owner, except for reproduction in daily press and regular printed publications on sale to the public within 60 days of the event related to those data/results and always provided that copyright symbol appears together as follows below.
© DORNA, 2012



Automotodrom Brno

Computerised results and timing service provided by **TISSOT****Moto3**

5403 m.

bwini GRAND PRIX CESKE REPUBLIKY

Qualifying Practice

Best Partial Times

IT Ideal Lap Time, sum of the best partial times*BT* Best Lap Time

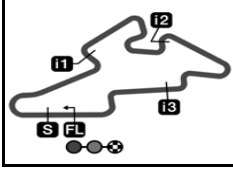
<i>T1</i>		<i>T2</i>		<i>T3</i>		<i>T4</i>				<i>IT</i>	<i>BT</i>	
<i>Pos</i>	<i>Rider</i>	<i>Time</i>	<i>Rider</i>	<i>Time</i>	<i>Rider</i>	<i>Time</i>	<i>Rider</i>	<i>Time</i>	<i>Pos</i>	<i>Rider</i>		
25	J.IWEMA	34.533	M.POPOV	37.850	B.BINDER	35.571	L.GRUENWALD	22.735	25	L.GRUENWAL	2'10.771	2'11.259 (26)
26	J.OLIVE	34.570	T.FINSTERBUSC	37.946	J.OLIVE	35.590	L.MORCIANO	22.837	26	L.MORCIANO	2'10.978	2'11.349 (28)
27	L.GRUENWALD	34.687	B.BINDER	37.966	L.MORCIANO	35.664	M.RINALDI	22.841	27	M.RINALDI	2'11.025	2'11.108 (25)
28	K.FUJII	34.828	J.IWEMA	38.068	M.RINALDI	35.687	K.FUJII	22.905	28	J.IWEMA	2'11.132	2'11.289 (27)
29	M.POPOV	34.868	M.RINALDI	38.085	M.POPOV	35.846	J.IWEMA	23.003	29	M.POPOV	2'11.607	2'11.969 (29)
30	L.MORCIANO	34.881	K.FUJII	38.253	K.FUJII	35.884	M.POPOV	23.043	30	K.FUJII	2'11.870	2'11.981 (30)
31	G.PEDONE	35.322	A.PONTONE	38.445	A.PONTONE	36.194	A.PONTONE	23.093	31	A.PONTONE	2'13.391	2'13.726 (31)
32	A.PONTONE	35.659	G.PEDONE	39.129	G.PEDONE	36.423	G.PEDONE	23.268	32	G.PEDONE	2'14.142	2'14.142 (32)

These data/results cannot be reproduced, stored and/or transmitted in whole or in part by any manner of electronic, mechanical, photocopying, recording, broadcasting or otherwise now known or herein after developed without the previous express consent by the copyright owner, except for reproduction in daily press and regular printed publications on sale to the public within 60 days of the event related to those data/results and always provided that copyright symbol appears together as follows below.

© DORNA, 2012


Official MotoGP Timing by **TISSOT**
www.motogp.com





5403 m.

bwin GRAND PRIX CESKE REPUBLIKY
Qualifying Practice
Fastest Laps Sequence

<i>Practice Time</i>	 <i>Rider</i>	<i>Nation</i>	<i>Motorcycle</i>	<i>Time</i>	<i>Km/h</i>	<i>Rider's Lap</i>
4'26.596	94 Jonas FOLGER	GER	KALEX KTM	2'10.075	149.535	2
4'33.205	7 Efren VAZQUEZ	SPA	FTR HONDA	2'10.024	149.593	2
4'42.974	5 Romano FENATI	ITA	FTR HONDA	2'10.019	149.599	2
5'09.392	11 Sandro CORTESE	GER	KTM	2'09.737	149.924	2
6'41.480	27 Niccolò ANTONELLI	ITA	FTR HONDA	2'09.328	150.398	3
6'41.556	25 Maverick VIÑALES	SPA	FTR HONDA	2'09.052	150.720	3
8'50.563	25 Maverick VIÑALES	SPA	FTR HONDA	2'09.007	150.773	4
20'13.794	39 Luis SALOM	SPA	KALEX KTM	2'08.917	150.878	8
22'22.633	39 Luis SALOM	SPA	KALEX KTM	2'08.839	150.969	9
31'37.492	25 Maverick VIÑALES	SPA	FTR HONDA	2'08.075	151.870	12

These data/results cannot be reproduced, stored and/or transmitted in whole or in part by any manner of electronic, mechanical, photocopying, recording, broadcasting or otherwise now known or herein after developed without the previous express consent by the copyright owner, except for reproduction in daily press and regular printed publications on sale to the public within 60 days of the event related to those data/results and always provided that copyright symbol appears together as follows below.

© DORNA, 2012

Official MotoGP Timing by **TISSOT**
www.motogp.com



Brno, Saturday, August 25, 2012